

Fund Compass

User Manual

September 2021

Fund Compass User Manual

September 2021

Document number: 7343

This document is the property of Clearstream Banking and information in this document may not be reproduced or transmitted in any form or for any purpose, other than for intended business use, without the express written consent of Clearstream Banking. Clearstream Banking (or Clearstream) in this document refers collectively to Clearstream Banking S.A. (CBL) and Clearstream Banking AG (CBF) and Clearstream Fund Centre AG (CFC).

© Copyright Clearstream (2021). All rights reserved.

Clearstream is a Deutsche Börse Group company.

Contents

1. Introduction	4
2. Navigating in Fund Compass	5
3. Dashboard	6
4. Fund Search	7
To search for funds	7
To import a list.....	8
To modify data selection in your results view.....	9
To export data.....	11
To download fund documents	11
5. Compare	14
To create and export a fund comparison report	15
6. Data Hub	16
To create a new data feed	16
7. Regulatory Support Services	18
Service Explorer	18
Product Expert.....	19
8. Fund Spotlight	20
To view and export research reports.....	21
To view and export archived lists	21
Overview Fund Spotlight Service	22
Overview of Fund Research Documents	23
Overview of Morningstar Ratings	24
Disclaimer	25

1. Introduction

Fund Compass is your access to Clearstream Fund Centre's extensive investment universe as well as a wide-ranging analysis and information tool. This web-based distribution and fund information platform application offers distributors intuitive and user-friendly access to fund data, documents and value-added services.

Standard Services (activated by default)

- **Dashboard** – An interactive landing screen that can be customised to view which funds have been recently added or removed from the platform or to set up alerts for funds (i.e. management fee changes).
- **Fund Search** – An efficient and user-friendly fund search engine to look up single funds or to narrow down the investment universe using various filters. This module also allows to call up and export static, dynamic and regulatory data as well as to download fund documents.
- **Compare** – A side by side fund comparison and analysis tool of two or more funds using static, dynamic and regulatory data.

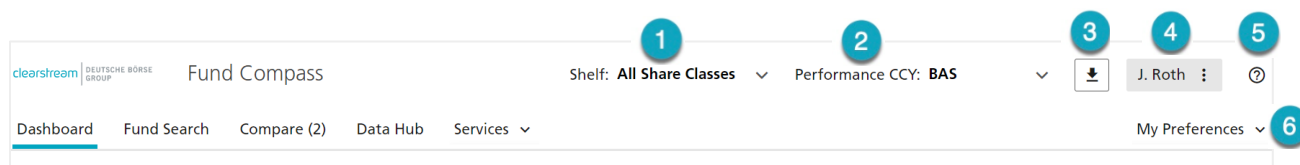
Additional Services (not activated by default, subject to an additional service fee)

- **Data Hub** – Enables a customised data export and frequency of up to 950 data fields and the possibility to upload the data into the distributor's internal system.
- **Services**
 - **Service Explorer / Product Expert** – Check which funds are available to customers based on cross-border activity and product-specific data.
 - **Fund Spotlight** – A diversified and comprehensive fund and ETF recommendation list offered in collaboration with Morningstar. This services also includes qualitative and quantitative fund ratings, ESG ratings as well as various fund research reports which can be white labelled.

2. Navigating in Fund Compass

Fund Compass is composed of various modules. These modules can be used independently, but some also interact with one another. After logging in to the application, the Dashboard module is selected by default. The names of the other modules are seen on the top section of the application as different tabs. Click the name of a module to access its features and functionality.

By default, each user has access to Dashboard, Fund Search and Compare. Modules such as Data Hub, Services or Fund Spotlight can be activated through an additional service agreement.



Independent of which module is selected, users can modify or access the following settings:

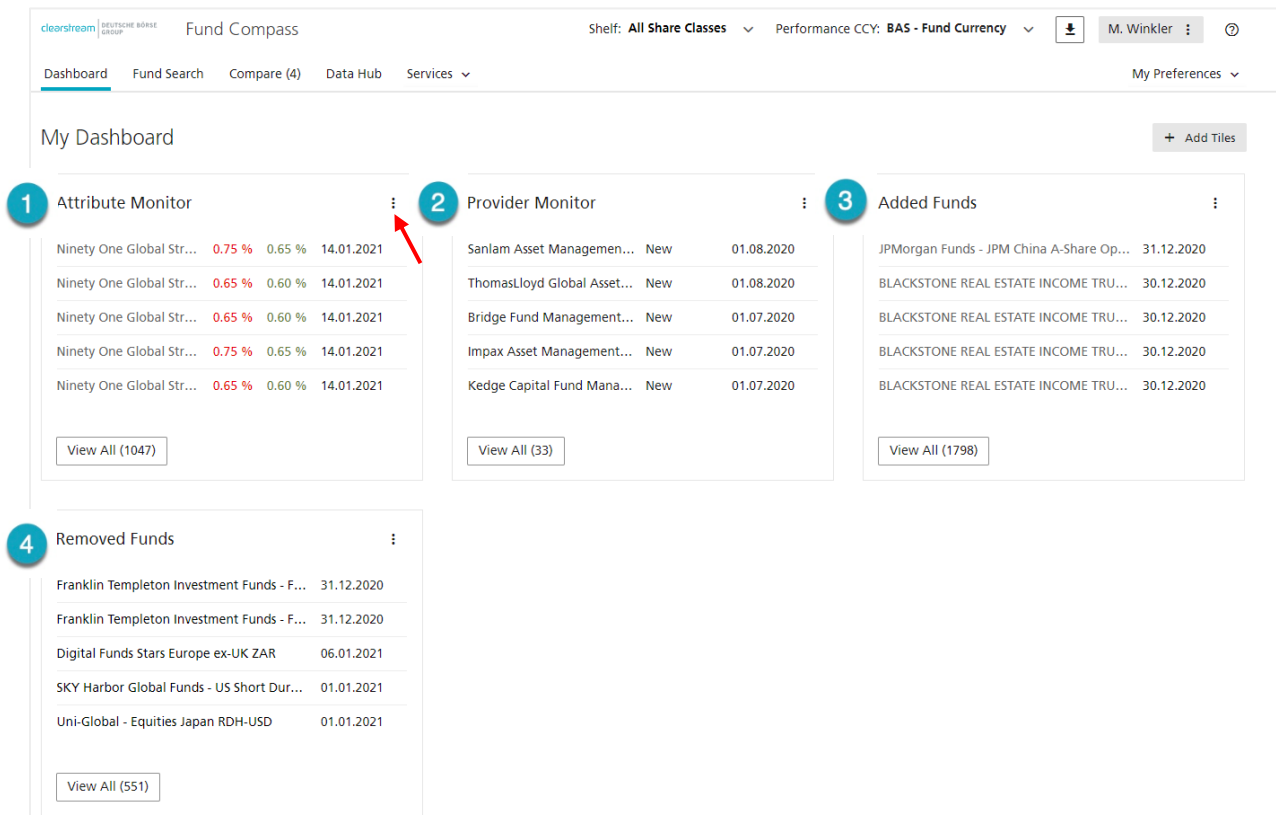
- 1 **Shelf:** By default, only the option “All Share Classes” is available. Distributors have the option to create and assign Shelves by restricting the number of funds users can see.
- 2 **Performance CCY:** Select the currency to be used to display dynamic data fields.
- 3 Click here to access the latest downloads.
- 4 Click on your name and then “User Settings” to see your user details. Here, the password can also be changed.
- 5 Click here to contact the Client Service Team or on “Glossary” to download an Excel sheet with an overview of all data fields available in the tool as well as a short definition and the data source of each data point.
- 6 For **My Preferences**, the following features are available as a standard:
 - Favourite Funds: Use this functionality to either create your favourite funds list by filtering and selecting your favourite funds within the Fund Compass tool or import your favourite funds from any other source based on an Excel file reflecting the relevant ISIN's in scope. Also, within this functionality, you can set up a feed and define how and when a particular list should be exported (see also “Data Hub”).
 - Filter Presets: View, edit or delete filter presets created in “Fund Search”.
 - View Presets: View, edit or delete search result views created in “Fund Search”.

Upon request, these additional features can be activated:

- Shelves: View existing Shelves or create a new one by importing a list of funds. The Shelves view allows users to create and display a subset of the available fund universe. Other users within your company can be granted access to one or multiple Shelves without seeing the complete fund universe.
- Morningstar Fund Range: View existing Fund Range lists or create a new one by importing a list of funds.
- Profiles: View existing Product Expert and Service Explorer Profiles or create new ones.

3. Dashboard

When users first log in to the web application, the Dashboard module is selected by default. This module provides a landing page upon logging into the application.



You can select from up to four different tiles.

- 1 Attribute Monitor:** Allows you to create and customise alerts for specific attributes (that is, changed management fee) related to a fund universe, shelf or fund list by clicking on the three vertical dots
- 2 Provider Monitor:** Allows you to customise and create alerts for specific providers related to a fund universe, shelf or fund list.
- 3 Added Funds:** Shows all the funds that were added from a specific universe, shelf or fund list.
- 4 Removed Funds:** Shows all the funds that were removed from a specific universe, shelf or fund list.

By default, “Provider Monitor” is not selected but can be added by clicking on + Add Tiles

4. Fund Search

The Fund Search module allows users to filter and analyse Clearstream Fund Centre’s global fund universe which consists of funds and ETFs. This can be used as a starting point to compare and analyse a set of funds or to export specific data fields such as the trailer fee rate (in the tool called “Compensation Rate”).

Fund Search

Search for ISIN, Name, Valor... in **All Share Classes**

Asset Class: **Client Type:** **Domicile:** **Share Class Currency:** **Is Trailer Fee Clean:**

70'926 results

<input type="checkbox"/>	Full Share Class Name	ISIN	Fund CCY	Asset Class	Managemen...	3 Year	<input type="button" value="⚙"/>
<input type="checkbox"/>	Merian Global Investors Series plc - Merian Strategic Absolute Return Bond Fund I Hedged Acc EUR	IE00BLP58Q81	USD	Bond	0.40 %	116.	Customize
<input type="checkbox"/>	Merian Global Investors Series plc - Merian Strategic Absolute Return Bond Fund A Hedged Acc GBP	IE00BLP58L37	USD	Bond	0.80 %	115.	
<input type="checkbox"/>	green benefit - Nachhaltigkeit Plus - P	LU1136260384	EUR	Multi-Asset	1.75 %	50.0	
<input type="checkbox"/>	Baillie Gifford Worldwide Funds PLC - Baillie Gifford Worldwide US Equity Growth Fund B USD	IE00B8HW2209	USD	Equity	0.25 %	47.9	
<input type="checkbox"/>	Baillie Gifford Overseas Growth Funds ICVC - Baillie Gifford American Fund B Accumulation	GB0006061963	GBP	Equity	0.65 %	47.2	
<input type="checkbox"/>	Baillie Gifford Overseas Growth Funds ICVC - Baillie Gifford American Fund B Income	GB0006061856	GBP	Equity	0.65 %	47.2	
<input type="checkbox"/>	Baillie Gifford Worldwide Funds PLC - Baillie Gifford Worldwide US Equity Growth Fund B EUR	IE00BF0D7Y67	USD	Equity	0.25 %	46.7	
<input type="checkbox"/>	iShares II plc - iShares Global Clean Energy UCITS ETF USD (Dist)	IE00B1XNHC34	USD	Other	0.65 %	46.4	
<input type="checkbox"/>	MULTI UNITS FRANCE - Lyxor Nasdaq-100 Daily (2x) Leveraged UCITS ETF - Acc	FR0010342592	EUR	Equity	0.60 %	45.9	
<input type="checkbox"/>	Baillie Gifford Overseas Growth Funds ICVC - Baillie Gifford American Fund A Accumulation	GB0006061740	GBP	Equity	1.50 %	45.7	

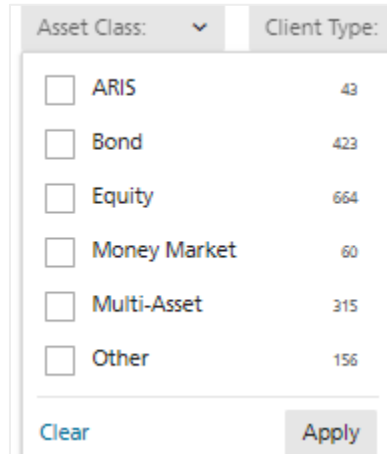
To search for funds

- a) Single share class: To look up a specific fund, use the search field by typing in the ISIN, Name or Valor of this fund and then press enter or click on the magnifying glass.

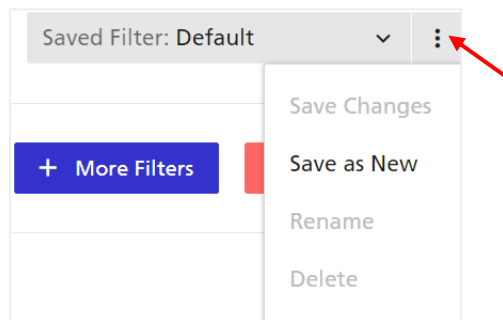
To view the global fund universe again, delete the entry from the search field and press enter.

- b) Multiple share classes:
- To narrow down the global fund universe, use one or several filter criteria such as Asset Class, Client Type, Domicile or Share Class Currency.
 - The filter criteria “Is Trailer Fee Clean” allows either trailer fee clean or trailer fee

- paying share classes to be displayed.
- Click on “More Filters” to select additional filters or on “Clear Filters” to see the default universe again.
The search field and filter criteria can be combined. The number behind the filter criteria shows how many results are available in combination with the search field value:



- Save the filter criteria by clicking on the three vertical dots:




Note: Saved filters can also be renamed or deleted under “My Preferences” → “Filter Presets”.

To import a list

1. Click on My Preferences → Favorite Funds:

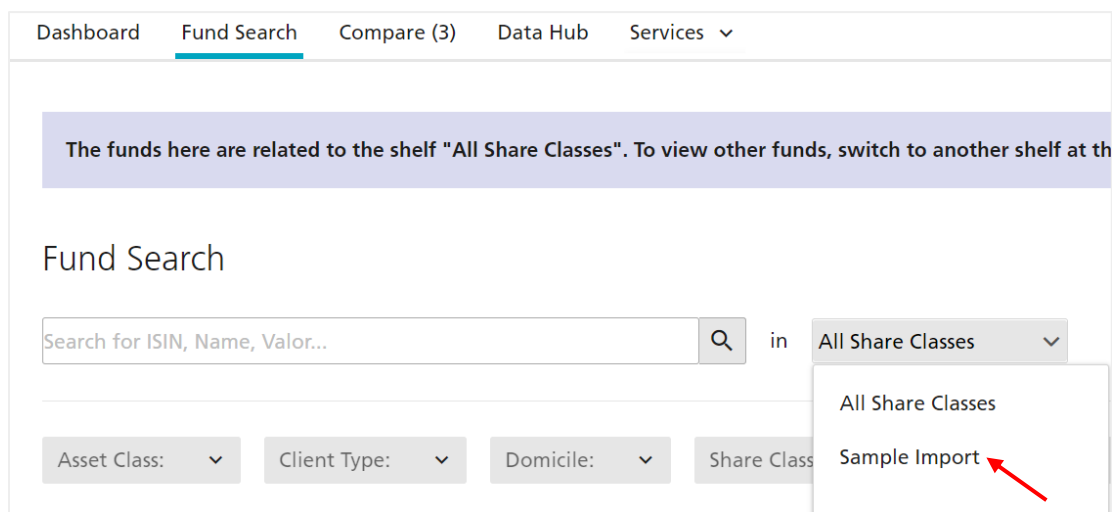


2. Click on:  Import from File
3. Click on “Create new” and type in a file name.
4. Click on “Select File”.

Note: Make sure the file (CSV or XLS) contains ISINs in the first column:


	A	B
1	ISIN	
2	LU0049505935	
3	DE0008475021	
4	GB0002733854	
5	GB0002426640	
6	LU0115104423	
7	LU0061474705	
8	IE0004868604	
9	IE0030016350	

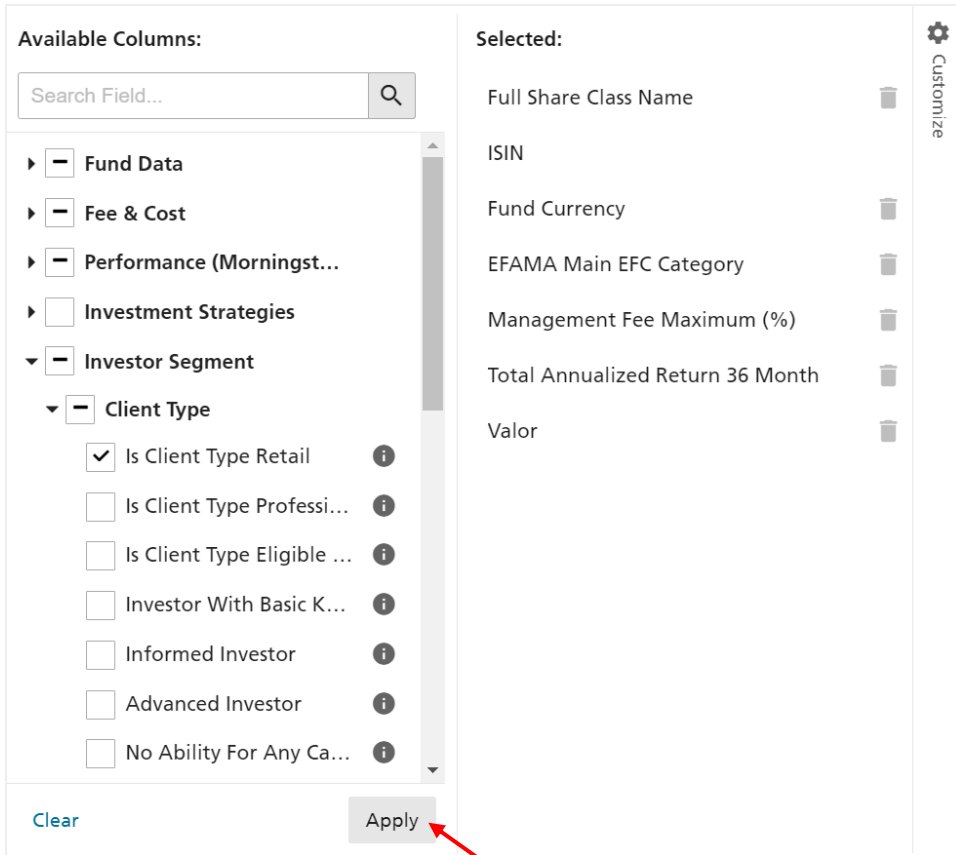
- Click on "Import".
Note: Only funds will be imported which are part of your Fund Compass universe.
- Click on the "Fund Search" tab.
- Select the imported list by clicking on the "All Share Classes" dropdown menu:



- The imported list can now be used in the Fund Search module. Repeat this step to import multiple lists.

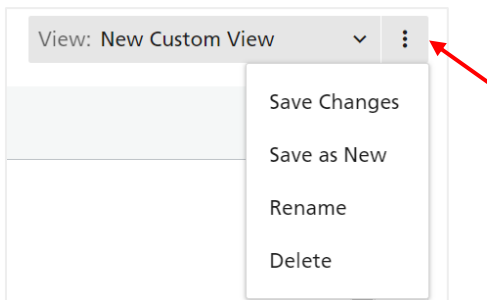
To modify data selection in your results view

- Click on:  Customize
- A side window will pop up.
- In "Available Columns", select data fields from the various data groups and sub-groups.
- Under "Selected", remove selected data fields you no longer want to see in the results view or change the position of each column in order to personalise your view:

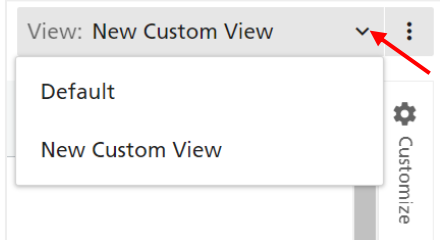


Note: The data field “Compensation Rate” is not available here but can be selected when exporting the search result (see section “To export your results and view”).

5. Click on “Apply” to see the results of your modified view.
6. Save, rename or delete your new data set by clicking on the three vertical dots:

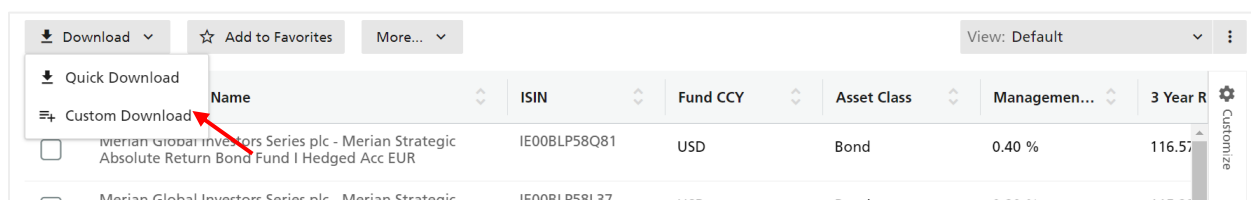


7. Go back to the default view or a previously saved view:



Note: Your modified view can also be renamed or deleted under “My Preferences” → “View Presets”.

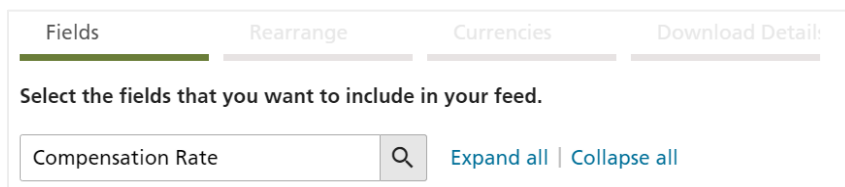
To export data



Quick Download – Download your current view of data fields as well as the all the share classes in this view.

Custom Download – Modify the selection of data fields from the current view by adding or removing additional data fields such as Compensation Rate or TER (Total Expense Ratio).

- Click on “Custom Download” and a new window will open.
- **Fields** - In the search field type in the data field you want to select or go through the various data groups below to choose from over 950 available data fields for your data export:

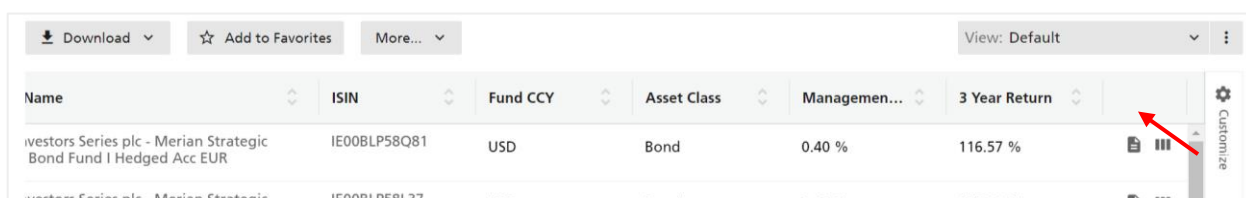


- **Rearrange** - Click “Next” to now rearrange or remove the selected data fields within each data group (that is, Fund Data, Performance, etc.).
- **Currencies** - Click “Next” to select one or multiple currencies to calculate to be used for the performance and risk data calculations. Please note that this option is only available if at least one performance or risk data field has been selected from the previous step.
- **Download Details** - Click “Next” to type in name for the exported file and select the CSV separator.
- Click “Download” and a zip file will be generated containing two CSV files:
 - One with funds and ETFs; and
 - One with ETFs only.

Note: A maximum of 250 static data fields can be downloaded at once. Dynamic data usage is restricted to personal use only.

To download fund documents

1. In the results view, scroll to the right to the last column.
2. Click on the document icon to download official document such as Annual Reports, KIIDs, Fact Sheets, Prospectus, etc.



To get a detailed view of a single fund

Fund Search / Fidelity Funds - European Dynamic Growth Fund A-Euro

1 Download Summary 2 Documents 3 Compare 4 Add to Favorites More...

Performance Chart*

10D 1M 3M YTD 1Y 2Y 5Y MAX

2001 2005 2009 2013 2017 2021

Fund Category Fund

*Reinvest prices

Investment Objectives

The fund aims to provide long-term capital growth with the level of income expected to be low. The fund will invest at least 70% in the shares of companies that have their head office or a main part of their activity in Europe. The fund has the freedom to invest outside its principal geographies, market sectors, industries or asset classes. The fund typically has a bias to medium size company shares with a market capitalisation range of 1 to 10 billion Euros. The fund may invest in assets directly or achieve exposure indirectly through other eligible means including derivatives. The fund can use derivatives with the aim of risk or cost reduction or to generate additional capital or income, including for investment purposes, in line with the fund's risk profile. Income earned by the fund is reinvested in additional shares or paid to shareholders on request. Shares can usually be bought and sold each business day of the fund. The return you will receive depends on the performance of the underlying assets.

1. Click on the name of a single share class in the results view:

Fund Search

LU0119124781 in All Share Classes Saved Filter: Default

Asset Class: Client Type: Domicile: Share Class Currency: Is Trailer Fee Clean: No + More Filters X Clear Filters

1 results

Download Add to Favorites View: Default

<input type="checkbox"/>	Full Share Class Name	ISIN	Fund CCY	Asset Class	Managemen...	3 Year R	Customize
<input type="checkbox"/>	Fidelity Funds - European Dynamic Growth Fund A-Euro	LU0119124781	EUR	Equity	1.50 %	11.11 %	

2. A new view will then appear that contains a performance chart, the investment objective and data tabs below to search all available data fields for the selected share class.

- 1 Download the summary of this view either as a CSV or PDF file.
- 2 Download the official fund documents.
- 3 Add the share class to the Compare module.
- 4 Add the share class your Favorites list.

3. Scroll further down to see an overview of all available data fields (over 950 in total) for this share class displayed in three different tabs: Summary, All Fields and Custom View.
4. If you are looking for the trailer fee (Compensation Rate), click on the "All Fields" tab and then

scroll down to data box “Compensation” or use the Search Field to find the data point you are searching for.

The screenshot shows the 'Fund Compass' interface. At the top, there are three tabs: 'Summary', 'All Fields', and 'Custom View'. Below the tabs is a search field labeled 'Search Field...' with a magnifying glass icon and the text 'Expand all | Collapse all'. A dropdown menu is open, showing 'Fund Data' with a downward arrow. Under 'Fund Data', there are two sections: 'Basic' and 'Compensation'. The 'Basic' section contains two rows: 'Full Share Class Name' with the value 'Fidelity Funds - European Dynamic Growth Fund A-Euro' and 'Share Class Currency' with the value 'EUR'. The 'Compensation' section contains two rows: 'Compensation Rate' with a range of '0 - 999999 Mio' and a rate of '1.125%' (indicated by a bar chart), and 'B2B Rate' which is currently empty.

Note: Compensation Rate shows current trailer fee if the share class has a trailer fee. B2B rate is the trailer fee that has been applied in the latest trailer fee pay out. If there is no value under B2B Rate, then your company either has not reported any holdings to Clearstream Fund Centre for this share class or the holdings have been reported recently, after the calculation of the latest quarterly trailer fee run.

5. Compare

The Compare module allows you to run a side by side comparison of two (max. five) share classes. You can also use this module to create a fund analysis report by creating a custom view and downloading it to a CSV file:

Dashboard Fund Search **Compare (3)** Data Hub Services My Preferences

This comparison basket is linked to the shelf "All Share Classes". To view other baskets, switch to another shelf at the top of the page.

Compare Funds + Add Fund X Clear All Funds Download Summary

Performance Chart

10D 1M 3M YTD 1Y 2Y 5Y MAX

2015 2017 2018 2019 2020 20


■ LU0175139822 ■ IE00B0WFLC14 ■ IE00B2PC0153

2003 2006 2009 2012 2015 2018

Summary All Fields Custom View





Expand all | Collapse all


	X AB FCP I - Global Equity Blend Portfolio - A Shares LU0175139822	X Veritas Global Focus Fund IE00B0WFLC14	X Dimensional Funds plc - Global Core Equity Fund (USD, Acc.) IE00B2PC0153
> Management			
> Strategy			
∨ Performance (Morningstar)			
Total Annualized Return 36 Month	8.76	10.23	8.23
Total Annualized Return 36 Month - Category Average	7.38	7.38	7.38
Total Return 1 Month	5.36	0.79	5.09

Funds can be added to this view either directly from this module by clicking on: [+ Add Fund](#) or on:  in the Fund Search module:

72'196 results

[Download](#) [Add to Favorites](#) [More...](#) View: Default

Name	ISIN	Fund CCY	Asset Class	Managemen...	3 Year Return		
vestors Series plc - Merian Strategic Bond Fund I Hedged Acc EUR	IE00BLP58Q81	USD	Bond	0.40 %	116.57 %		
vestors Series plc - Merian Strategic	IE00BLP58L37	USD	Bond	0.80 %	115.22 %		

 Customize

To create and export a fund comparison report

1. Select up to five share classes.
2. Go to the Custom View tab.
3. Choose either a previously created data set or create a new one by clicking on: [+ Add Field / Section](#)
4. Click on: [Download Summary](#) to export the view to a CSV file.

6. Data Hub

While per default users can manually download data in the Fund Search module (see chapter “4. Fund Search”, “To export data”) the export is limited to a maximum of 250 data fields at once and the usage of dynamic data is restricted to personal use only.

Data Hub allows user to set up various data feeds (essentially unlimited) either daily, weekly (day) or in monthly (date) intervals. Data feeds are created overnight (Swiss time) and can then be accessed in Fund Compass; they are not available immediately. The user is notified of data deliveries in Fund Compass via the e-mail address provided to Clearstream Fund Centre for this purpose.

Upon an additional annual license fee, the following services can be activated in Data Hub:


Data Hub Enhanced	<ul style="list-style-type: none"> • Access to and download of fund static and dynamic data • Download up to 600 data fields at once • Dynamic data usage allowing for internal data sharing • Possible to set up of automatic data feeds and notification by email of the data deliveries
SFTP	<ul style="list-style-type: none"> • Automated data transfer service to an internal IT infrastructure via secure file transfer protocol (SFTP)
Data Hub Morningstar	<ul style="list-style-type: none"> • Access to and download of dynamic data from Morningstar (Risk & Performance, Portfolio Statistics, or both for either 10,000 or 50,000 share classes)

To create a new data feed

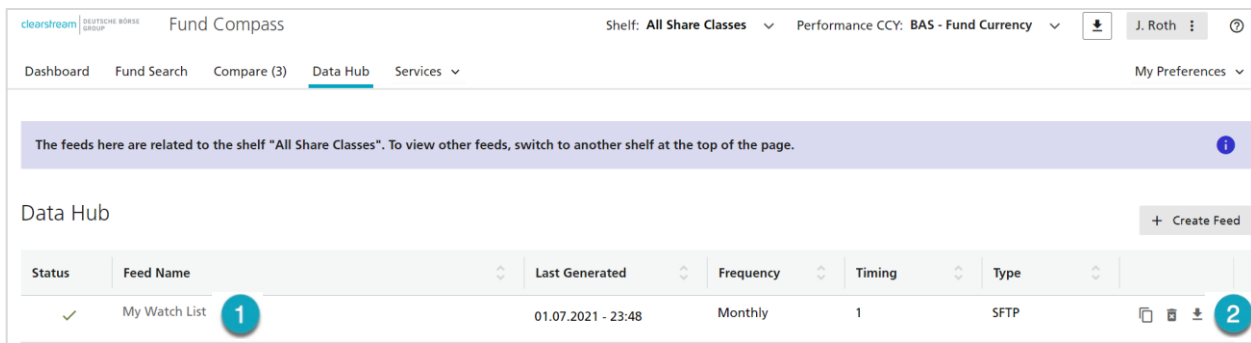
The screenshot shows the Fund Compass interface with the 'Data Hub' tab selected. A red arrow points to the 'Data Hub' tab in the navigation bar. Another red arrow points to the '+ Create Feed' button in the top right corner of the Data Hub section. The main area displays a table with the following data:

Status	Feed Name	Last Generated	Frequency	Timing	Type
✓	Test	01.07.2021 - 23:48	Monthly	1	SFTP




1. Go to the “Data Hub” tab and then click on “+ Create Feed”
2. Either select a Shelf or a Favorite List (see chapter “4. Fund Search”, “To import a list”) as the universe to which you want to create a feed.
3. Click on “Start Feed Creation” and a new window will pop up
4. In the Fields tab, chose the data fields you want to include in your feed for the previously selected universe
5. Click “Next” to rearrange the selected data fields

6. Click “Next” to select the currencies (only applicable if a performance or risk data field was selected under “Fields”)
7. Click “Next” to be directed to the tab “Feed Details” where you can enter a feed name as well as the frequency (daily, weekly, monthly)
8. Under “Options” you can select “SFTP Delivery” which allows for an automatic and secure files transfer to your IT infrastructure. Please reach out to the Fund Compass Client Service Team to discuss the setup (click on  on the top right corner)
9. Click on “Create Feed” to finish

Your data feed is now saved and can be modified or exported in this view:



The screenshot shows the 'Data Hub' section of the Fund Compass application. At the top, there is a navigation bar with 'Dashboard', 'Fund Search', 'Compare (3)', 'Data Hub', and 'Services'. Below this is a header for 'Data Hub' with a '+ Create Feed' button. A table lists the data feeds. The first row is 'My Watch List' with a status checkmark, last generated date '01.07.2021 - 23:48', frequency 'Monthly', timing '1', and type 'SFTP'. A red circle '1' is placed over the 'My Watch List' text, and a red circle '2' is placed over the download icon in the actions column.

Status	Feed Name	Last Generated	Frequency	Timing	Type	
✓	My Watch List	01.07.2021 - 23:48	Monthly	1	SFTP	  

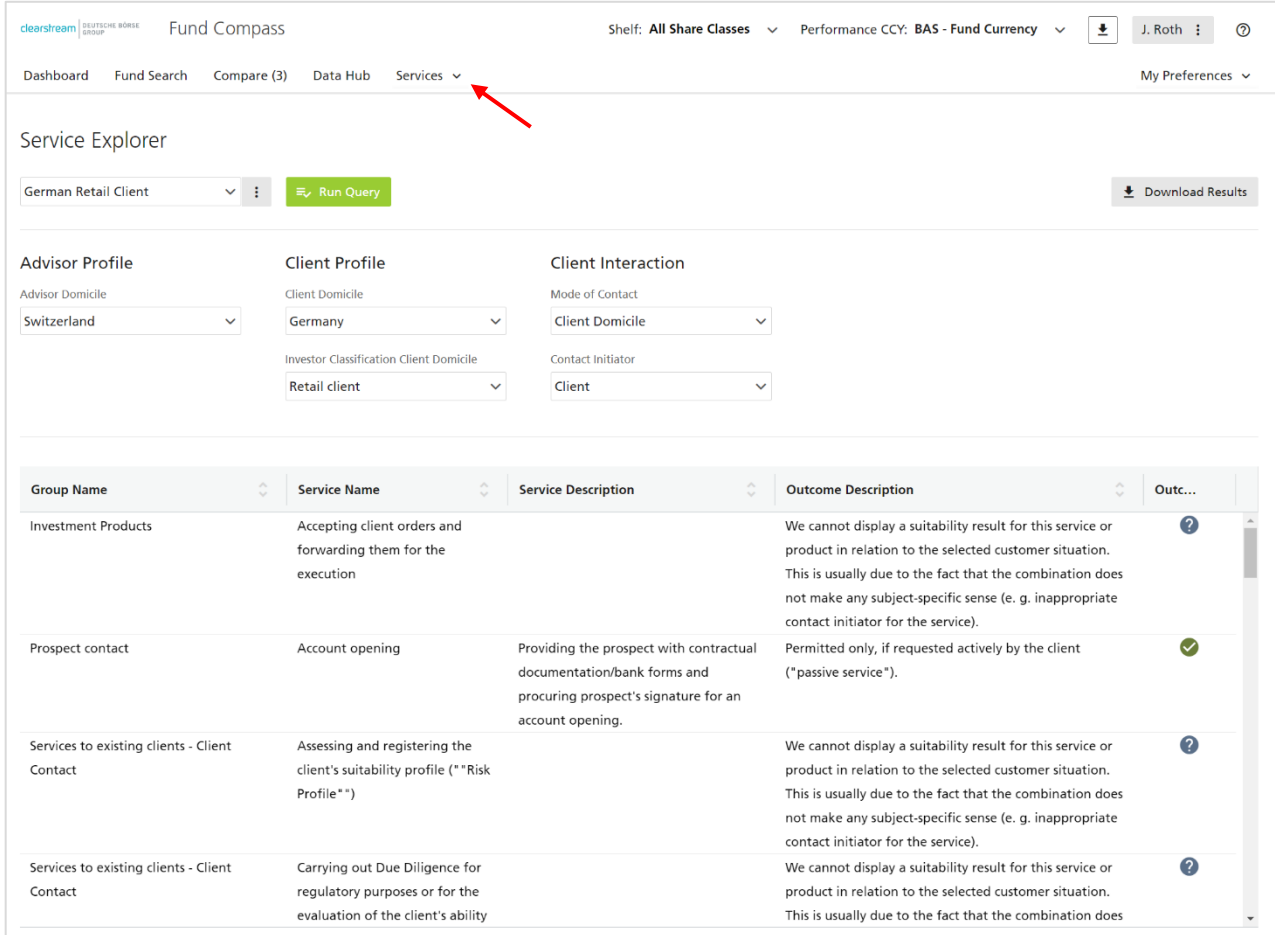
- 1 Click on the name of your data feed to modify the settings, data fields or fund universe
- 2 Duplicate, delete or download your feed

7. Regulatory Support Services



The following two services carry out regulatory and product-specific checks for domestic and cross-border advisory processes. These Services are provided in partnership with Investment Navigator who specialise in suitability assessments focusing on cross-border distribution and product suitability.

Service Explorer

Based on individually defined rules and provision of regulatory guidelines Service Explorer helps you to support distributors meeting compliance requirements for a wide variety of services. The tool is driven by the content of regulatory manuals (behaviour, cross-border, products, tax).

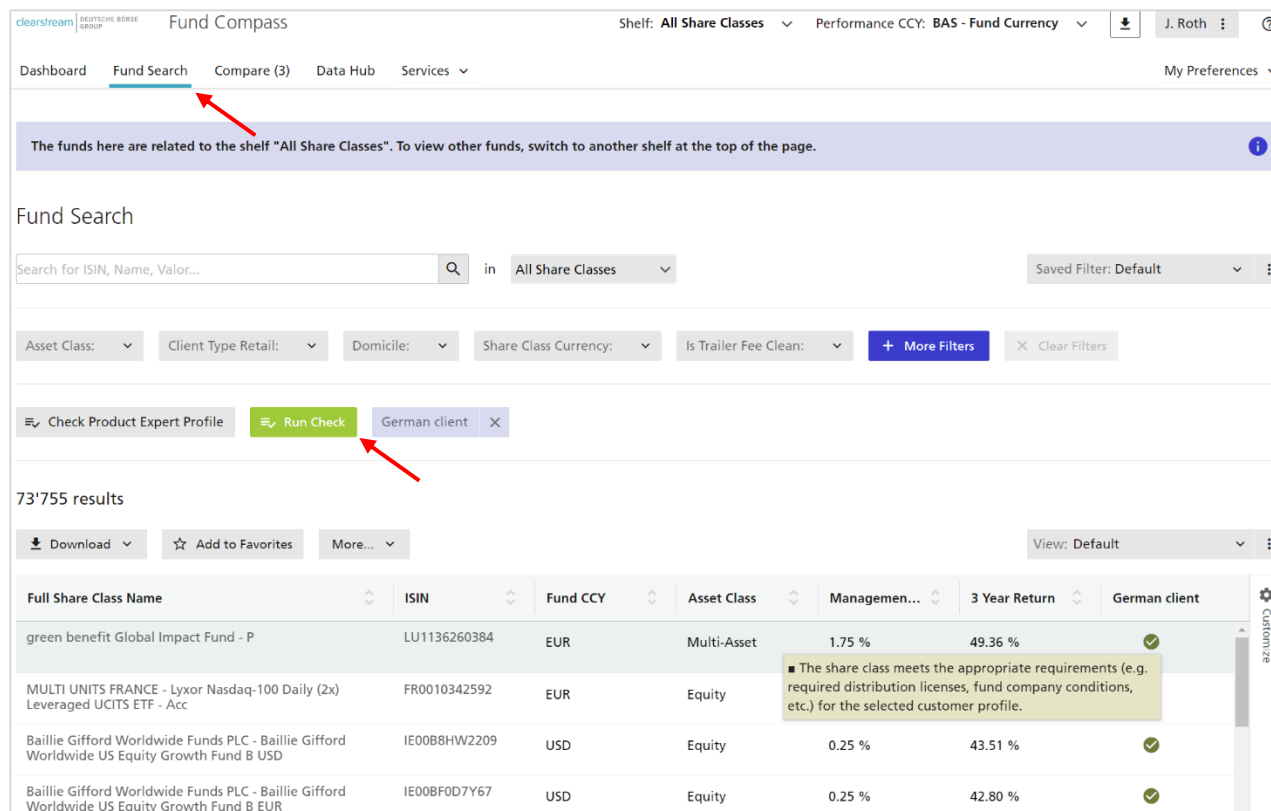


Group Name	Service Name	Service Description	Outcome Description	Outc...
Investment Products	Accepting client orders and forwarding them for the execution		We cannot display a suitability result for this service or product in relation to the selected customer situation. This is usually due to the fact that the combination does not make any subject-specific sense (e. g. inappropriate contact initiator for the service).	?
Prospect contact	Account opening	Providing the prospect with contractual documentation/bank forms and procuring prospect's signature for an account opening.	Permitted only, if requested actively by the client ("passive service").	✓
Services to existing clients - Client Contact	Assessing and registering the client's suitability profile ("Risk Profile")		We cannot display a suitability result for this service or product in relation to the selected customer situation. This is usually due to the fact that the combination does not make any subject-specific sense (e. g. inappropriate contact initiator for the service).	?
Services to existing clients - Client Contact	Carrying out Due Diligence for regulatory purposes or for the evaluation of the client's ability		We cannot display a suitability result for this service or product in relation to the selected customer situation. This is usually due to the fact that the combination does	?

1. Go to the "Services" tab and click on "Service Explorer"
2. To start a new query, click on the three vertical dots  and then click on "Create New"
3. Choose from several options to set the Advisor Profile, Client Profile and Client Interaction
4. Click "Save Profile" after which you can either create another profile or see the results by clicking on 

Product Expert

The Product Expert tool allows product specific clarifications for domestic and cross-border use for a specifically defined client profile. The tool is driven using KPMG or individual rule sets.



The screenshot shows the Fund Compass interface. At the top, there's a navigation bar with 'Dashboard', 'Fund Search', 'Compare (3)', 'Data Hub', and 'Services'. Below this, a message states: 'The funds here are related to the shelf "All Share Classes". To view other funds, switch to another shelf at the top of the page.' The 'Fund Search' section includes a search bar, a dropdown for 'All Share Classes', and a 'Saved Filter: Default' dropdown. Below the search bar are several filter buttons: 'Asset Class', 'Client Type Retail', 'Domicile', 'Share Class Currency', 'Is Trailer Fee Clean', '+ More Filters', and 'Clear Filters'. A 'Check Product Expert Profile' button is visible, along with a 'Run Check' button and a 'German client' tag. The results section shows '73'755 results' and a table with columns: 'Full Share Class Name', 'ISIN', 'Fund CCY', 'Asset Class', 'Managemen...', '3 Year Return', and 'German client'. The table contains four rows of fund data. A tooltip is visible over the first row, stating: 'The share class meets the appropriate requirements (e.g. required distribution licenses, fund company conditions, etc.) for the selected customer profile.'

Full Share Class Name	ISIN	Fund CCY	Asset Class	Managemen...	3 Year Return	German client
green benefit Global Impact Fund - P	LU1136260384	EUR	Multi-Asset	1.75 %	49.36 %	✓
MULTI UNITS FRANCE - Lyxor Nasdaq-100 Daily (2x) Leveraged UCITS ETF - Acc	FR0010342592	EUR	Equity			■ The share class meets the appropriate requirements (e.g. required distribution licenses, fund company conditions, etc.) for the selected customer profile.
Baillie Gifford Worldwide Funds PLC - Baillie Gifford Worldwide US Equity Growth Fund B USD	IE0088HW2209	USD	Equity	0.25 %	43.51 %	✓
Baillie Gifford Worldwide Funds PLC - Baillie Gifford Worldwide US Equity Growth Fund B EUR	IE00BF0D7Y67	USD	Equity	0.25 %	42.80 %	✓

1. Go to the "Fund Search" tab
2. To create a new profile click on **Check Product Expert Profile** and then "Create new..."
3. Click on **New Profile*** and a new window will open up allowing you to define the client relationship profile with just a few entries such as the advisor's domicile, the client's domicile, nationality or investor
4. Click "Save Profile" after which you will be asked to type in a name for the profile
5. Once a profile is created you can start running specific queries by clicking on **Run Check** with the ability to select one or more profiles.
6. The results will be displayed in the fund overview in the last column on the right
7. Hover over with your cursor over the symbols to see if a fund meets all requirements
8. Green means that all requirements such as authorisation for distribution in the desired market have been met. Red means that a fund is not available as it is not authorised for specific investors for a particular country. A yellow symbol means that certain details such as the selection of a specific share class should be reviewed. Blue means not found or not analysed.

8. Fund Spotlight

Fund Spotlight is a fund research service that provides access to Morningstar's industry leading and independent investment research and fund selection experience. Based on our client's needs, Morningstar generates a list of eligible funds, considering whether there are any advantages from an active or passive product in each segment. Sustainability or ESG criteria can also play a role in this selection process.

Go to the "Services" tab and click on "Fund Spotlight":

The screenshot shows the 'Fund Compass' interface. At the top, there are navigation tabs: Dashboard, Fund Search, Compare (3), Data Hub, and Services. A red arrow points to the 'Services' dropdown menu. Below this is the 'Fund Spotlight' section, which includes a 'Screener' dropdown, a 'Last list changes' timestamp, and approval information. The main area is titled 'Search or Filter Investments' and contains a search bar and several filter categories: Morningstar Rating, Morningstar Analyst Rating, Morningstar Sustainability Rating, Morningstar Category, Management Style, Largest Geographical Regions, Fund Provider, and Ongoing Charge (%). Below the filters is a 'Review and Analyze Your Search Results' section with tabs for Overview, Short Term Performance, Long Term Performance, Fees, Portfolio, Risk, and Select List Documents. A table of results is displayed below, with columns for Name, Last Close Price, 12 Months Yield, Dividend Yield, Ongoing Charge, Morningstar Category, Largest Equity Sector, Morningstar Analyst Rating, Morningstar Rating, Morningstar Sustainability Rating, Management Style, and Distribution. Numbered callouts 1-6 are placed around the interface to highlight key features.

- 1 Archive-menu to view the previous and current lists and its changes
- 2 Dashboard to see latest list change and approval information
- 3 Search function of the Morningstar Screener (expandable)
- 4 Different information tabs
- 5 Fund list and details
- 6 Got to "Actions" to download the recommendation list (CSV file format)

To view and export research reports

Go to the “Select List Documents” tab to access various fund reports that can be downloaded in a PDF format by clicking on the PDF Icon. The “Condensed Analyst Report” for example is a 1 pager containing a summary of the analyst’s take on the fund. The “Fund Research Report” goes much deeper covering the full assessment of the fund ranging over 5-7 pages.

Review and Analyze Your Search Results

Overview | Short Term Performance | Long Term Performance | Fees | Portfolio | Risk | **Select List Documents**

0 / 4 | Actions

<input type="checkbox"/>	Name	Condensed Analyst Report	Change Rationale	Morningstar Fund Report	Fund Research Report	Morningstar Quantitative Rating Report	ESG fund report
<input type="checkbox"/>	Allan Gray Australia Stable					-	
<input type="checkbox"/>	ODDO BHF Polaris Flexible CN EUR ^{TRE}				-		
<input type="checkbox"/>	Orbis Sicav Global Bal Investor					-	
<input type="checkbox"/>	Polaris Global Value UCITS A USD Acc					-	

To view and export archived lists

Fund Spotlight / Full Fund Spotlight List Archive

13 July 2021

Last list changes : 13.07.2021 | Approved by : Vanessa, Ruchti | Approved on : 17.07.2021

1 Full List | Added Funds | Removed Funds

Provider: All 4

Download List 2

Effective Date	Provider	Fund Name	ISIN	Valor	Fund CCY
13.07.2021	Candriam	High	BE0169199313	1108531	EUR
13.07.2021	Swisscanto	Swisscanto (CH) Portfolio Fund Responsible Valca 3	CH0002779632	277963	CHF
13.07.2021	Unioninvest	Unioninvest Swiss Equities	CH0009699411	969941	CHF

Click on **Screener** to see current and previous, archived recommendation lists

- 1 See the full list at its effective date and the funds that have been added or removed on this date
- 2 Download the list (CSV file format)
- 3 click on the Fund Name or ISIN to get a detailed view of the fund (link to “Fund Search”)
- 4 Access the search function to search funds by Provider Name

Overview Fund Spotlight Service

	A basic fund investment 01 Standard	A more complex fund investment offer 02 Enhanced	A tailor-made fund investment offer 03 Premium
No. of Funds	List of 50 funds	List of 500 funds	Fund list tailored to client's requirements
Asset Classes	Government & Corporate Bonds, Developed Market and Emerging Market Equities	Government & Corporate Bonds including single country or region funds, Developed Market and Emerging Market Equities including single country and regional funds	Tailored to Distribution Partner demand
Type of Research	Qualitatively rated funds only	Qualitatively and Quantitatively rated funds	Qualitatively and Quantitatively rated funds
Type of Ratings	<ul style="list-style-type: none"> - Morningstar Rating - Morningstar Analyst Rating - Morningstar Sustainability Rating (ESG) 	<ul style="list-style-type: none"> - Morningstar Rating - Morningstar Analyst Rating - Morningstar Sustainability Rating (ESG) 	<ul style="list-style-type: none"> - Morningstar Rating - Morningstar Analyst Rating - Morningstar Sustainability Rating (ESG)
Changes	Changes only when deemed necessary	Changes only when deemed necessary	More frequent changes based on changes in market and stronger convictions elsewhere. Reported to the Distribution Partner upon change
Currency	Based on GBP, EUR, CHF, or USD	Based on GBP, EUR, CHF, or USD	At client's request
Region	Two lists: <ul style="list-style-type: none"> - EMEA including CH - APAC 	One list (encompassing EMEA and APAC)	Depending on Distribution Partner's request

Overview of Fund Research Documents

Document (PDF)	Description	Standard	Enhanced	Premium	White labelling	Client specific	Fund specific	Frequency
Morningstar Fund Report	Retail investor friendly fund factsheet giving a snapshot of the fund intended for less sophisticated users	Y	Y	Y	yes	no	yes	Monthly
Condensed Analyst Report	One page qualitative fund report with analyst's opinion (with less text, but more data than the Fund Research Report)	Y	Y	Y	no	no	yes	Monthly
Change Rationale Document	Sent when an Analyst rating on a fund is changed. Explaining reasons for the rating review and change in rating	Y	Y	Y	no	(yes)	no	Quarterly
Fund Research Report	Main fund research report delivered for every fund on a list that has a MS Analyst Rating. Covers in detail the rationale and justification for the analyst rating		Y	Y	no	no	yes	Monthly
Morningstar Quantitative Rating Report	Report delivered for any fund on a Select List having a MS Quantitative Rating but is not covered qualitatively		Y	Y	no	no	yes	Quarterly
Quarterly Market Commentary	Provides an overview of what has happened across asset markets, covering performance, trends and themes.			Y	no	no	no	Quarterly
Select List Quarterly Factsheet	Provides performance attribution and asset positioning for the funds on the Select List			Y	no	no	yes	Quarterly
Investment Committee Presentation	Comprehensive quarterly presentation for a client's Investment or Governance Committees			Y	no	yes	no	Quarterly
Exception Reporting for Select List	Gives specific fund commentaries on specific funds if there is need of further explanations (usually for performance reasons)			Y	no	yes	no	Infrequent

Overview of Morningstar Ratings

Morningstar Rating™ for funds

- ★★★★★
 - ★★★★
 - ★★★
 - ★★
 - ★
- The Morningstar Rating, or “star rating,” is a purely quantitative, backward-looking measure of a fund’s past performance, measured from one to five stars. Star ratings are calculated at the end of every month.

Morningstar Analyst Rating™ for funds

- Gold
 - Silver
 - Bronze
 - Neutral
 - Negative
 - Under Review
- The Morningstar Analyst Rating provides an analyst's forward-looking assessment of a fund's ability to outperform its peer group or a relevant benchmark on a risk-adjusted basis over a full market cycle. A rating of Gold, Silver, or Bronze reflects an analyst’s conviction in a fund's prospects for outperformance. Analyst Ratings are continuously monitored and reevaluated at least every 14 months.

Morningstar Quantitative Rating™ for funds

- Gold
 - Silver
 - Bronze
 - Neutral
 - Negative
- The Morningstar Quantitative Rating is created by a machine-learning statistical model and analogous to the Analyst Rating a Morningstar analyst might assign to the fund if an analyst covered the fund. Gold, Silver, or Bronze ratings are considered positive. The Quantitative Ratings are calculated monthly.

Morningstar Sustainability Rating™ for funds

- 5 globes
- The Morningstar Sustainability Rating is a measure of how well the holdings in a portfolio are managing their environmental, social, and governance, or ESG, risks and opportunities relative to their Morningstar Category peers. The Sustainability Rating is depicted by globe icons where High equals 5 globes and Low equals 1 globe. Sustainability Ratings are updated monthly.

Disclaimer

Information in Fund Compass is obtained by Clearstream Fund Centre AG or Clearstream Banking S.A. from the relevant fund providers or from FE fundinfo (Switzerland) AG in regards of the fund documents (Fact Sheets, KIID, Simplified Prospectus, Prospectus, Annual Report, Semi-annual Report or others) or from Morningstar Switzerland GmbH or from other third parties. Clearstream Fund Centre AG and Clearstream Banking S.A. make no representation that the information contained in Fund Compass is accurate, reliable or complete. Clearstream Fund Centre AG or Clearstream Banking S.A. shall not be obliged to remove any outdated information from Fund Compass nor to expressly mark it as being outdated. The information and documents provided on Fund Compass may be modified at any time without prior notice. In no event shall Clearstream Fund Centre AG, Clearstream Banking S.A. or any of their directors, employees or agents have any liability whatsoever to any person for any direct or indirect loss, liability, cost, claim, expense or damage of any kind, whether in contract or in tort, including negligence, or otherwise, arising out of or related to the use of fund information and/or documents herein or from access to the Fund Compass website, even if Clearstream Fund Centre AG or Clearstream Banking S.A. have been advised of the possibility of the same.

If the user has to fill out a profile, the user acknowledges and agrees that it is their sole responsibility to fill out their profile completely and correctly and to keep it up to date. Neither Clearstream Fund Centre AG nor Clearstream Banking S.A. are obliged to control the user's profile. The same rules apply to the profile(s) of existing or potential investors for which the user takes on full responsibility.

The information in Fund Compass does not constitute an offer, advertising or invitation to acquire units of any of the investment funds mentioned. Access to and the information in Fund Compass are provided upon request and own initiative of the recipient. It is provided by Clearstream Fund Centre AG and Clearstream Banking S.A. for personal use and information purposes only and is not intended to be a recommendation to buy or sell any specific fund units; in particular, neither the user name or password of the Fund Compass account nor the information in Fund Compass must be shown or handed out to any third party including, but not limited to, existing or potential investors, unless in the latter case otherwise stipulated in the relevant agreement(s) entered into with Clearstream Fund Centre AG or Clearstream Banking S.A.

Nothing contained on Fund Compass constitutes financial, legal, tax or other advice, nor should any investment or any other decisions be made solely based on Fund Compass content. The information provided through Fund Compass pays no regard to the specific or future investment objectives, financial or tax situation or particular needs of any specific recipient. Investments in any of the investment instruments described on Fund Compass should only be made after carefully studying the corresponding fund prospectus, regulations and annual or semi-annual report including all the legal information therein and will be subject to the provisions of the relevant prospectus.

The performance shown does not take account of any commissions and costs charged when subscribing to and redeeming units. Commissions and costs have a negative impact on performance. Every fund has specific risks, which can significantly increase under unusual market conditions. Past performance is not a reliable indicator of futures results.

Some links on Fund Compass lead to third-party websites, which are beyond the control of Clearstream Fund Centre AG and Clearstream Banking S.A. Accordingly, Clearstream Fund Centre AG or Clearstream Banking S.A. does not assume any responsibility for the accuracy, reliability, completeness or legality of information on such websites, of the contents of such websites or for any offers and services contained.

Please note that not all products shown in Fund Compass are eligible for public offering, private placement or other forms of sale in all jurisdictions or to all categories of investors and the information

accessible via Fund Compass may comprise products not authorized, recognized or registered for distribution neither in the jurisdiction of the recipient's domicile nor in any other country.

Clearstream Fund Centre AG and Clearstream Banking S.A. rely on data provided by the fund providers or other third parties with regard to distribution or authorization information and can therefore not be made liable for incorrect data/information. Units or shares of investment funds mentioned herein may not be offered, sold or delivered in the United States or to U.S Persons.

Clearstream Fund Centre AG and Clearstream Banking S.A. decline all liability for any loss or damage of any nature whatsoever, whether direct, indirect or consecutive, arising from accessing, using, consulting or navigating this website and for any tampering with the Internet user's computer system by unauthorized parties. In this regard, Clearstream Fund Centre AG and Clearstream Banking S.A. expressly draw your attention to the risk of viruses and the possibility of target attacks by hackers. In order to combat viruses, it is recommended that the most recent browser version be used and that anti-virus software be installed and continually updated.

In the event that individual parts of or formulations contained in this text are not, or are no longer, legally valid (either in whole or in part), the content and validity of the remaining parts of the document are not affected.



© 2021 Morningstar Switzerland GmbH. All Rights Reserved.

The information, data, analyses and opinions ("Information") contained herein: (1) include the proprietary information of Morningstar Switzerland GmbH and Morningstar Switzerland GmbH's third party licensors; (2) may not be copied or redistributed except as specifically authorized; (3) do not constitute investment advice; (4) are provided solely for informational purposes; (5) are not warranted to be complete, accurate or timely; and (6) may be drawn from fund data published on various dates. Morningstar Switzerland GmbH is not responsible for any trading decisions, damages or other losses related to the Information or its use. Please verify all of the Information before using it and don't make any investment decision except upon the advice of a professional financial adviser. Past performance is no guarantee of future results. The value and income derived from investments may go down as well as up.