

Clearstream Banking Release November 2011

Release Information

CBL Release November 2011 - Release Information

8 November 2011

RL014

This document of CBL (Clearstream Banking, société anonyme, 42, avenue John F. Kennedy, L-1855 Luxembourg, RCS B-9248), is prepared for general information purposes only. The information contained herein is not intended to provide professional legal advice and should not be relied upon in that regard. Readers should seek appropriate professional advice where necessary before taking any action based on the information contained in this document.

CBL has based this document on information obtained from various sources but the information has not been independently verified. CBL makes no guarantees, representations or warranties and accepts no responsibility or liability as to the accuracy or completeness of the information, and under no circumstances will it be liable for any loss or damage caused by reliance on any opinion, advice or statement made in this document. Information in this document is subject to change without notice.

The software described in this document is supplied under a licence agreement and is subject to specific copyright protection. It is illegal to copy the software on any medium except as specifically allowed in the licence agreement or copyright legislation.

© Copyright Clearstream Banking S.A. (2011). All rights reserved.

Clearstream, CreationConnect, CreationOnline and CreationDirect are trademarks of Clearstream International S.A. SWIFT is a registered trademark of the Society for Worldwide Interbank Financial Telecommunication.

Clearstream Banking S.A. is a Deutsche Börse Group company.

Foreword

On 21 November 2011, Clearstream Banking¹ will implement a number of changes for services delivered via CreationConnect. Impacted media channels include Creation via SWIFT, CreationDirect and CreationOnline.

This Release Information presents the details of these changes to enable customers to make any required changes and to take advantage of enhanced products and services.

The summary of changes related to the SWIFT Standards Release 2011 were published, together with quality enhancements, in CBL Announcement A11066, dated 23 May 2011, and in the Creation via SWIFT User Guide November 2011 pre-issue, dated 30 June 2011.

The respective documentation and guides associated with the impacted products and/or services will be updated for the enhancements in due course.

Note: In some cases, this document will not contain the details of enhancements where a separate announcement has been published to address the needs of a particular product or service.

Further information

The November Pre-Issue edition of the Creation via SWIFT User Guide is available at www.clearstream.com, under Information Centre / Connectivity / Creation via SWIFT Reference.

For further information about our products and services, please visit www.clearstream.com or contact Clearstream Banking Customer Service or your Relationship Officer.

You will find the relevant contact details at www.clearstream.com, under Customer Support / Contacts.

1. Clearstream Banking refers to Clearstream Banking, société anonyme, registered office at 42, avenue John F. Kennedy, L-1855 Luxembourg, and registered with the Luxembourg Register of Commerce and Companies under number B-9248 [CBL].

Release Information

This page has intentionally been left blank.

1. Executive summary

Effective Monday, 21 November 2011, as part of Clearstream Banking's ongoing commitment to the timeliness and quality of our services to customers, CBL will implement the mandatory SWIFT Standards Release 2011 together with quality enhancements requested by our customers.

The majority of the SWIFT changes concern messages for asset services with minor changes for settlement and reconciliation. The following messages will be impacted:

- Custody:
 - MT564 Corporate Action Notifications and Income Pre-Advice Report (IPAR);
 - MT565 Corporate Action Instruction;
 - MT566 Corporate Action Confirmation;
 - MT567 Corporate Action Status and Processing Advice;
 - MT568 Corporate Action Narrative;
- Settlement and Reconciliation:
 - MT544, MT545, MT546 and MT547 Settlement Confirmations.

In CreationOnline, we will streamline access to reports generated by CreationDirect and SWIFT. Customers will also be able to improve efficiency for their pre-release cash and securities instructions by making use of the new instruction file uploads.

The convenient Custody, Corporate Action respond upload feature for pre-release instructions has been expanded to provide new fields for beneficial owner details.

Users of Financial Instrument queries in Reference Data will now be able to download Terms and Conditions directly in CreationOnline.

Also, a new demo version of CreationOnline will assist customers in becoming more familiar with the extended range of business functions in the application.

2. SWIFT summary of changes

As published in CBL Announcement A11066, dated 23 May 2011, we will implement changes to our customer reporting that will enable:

- Greater granularity of information;
- Improved operational efficiency, with new event codes; and
- Increased clarity, with new qualifiers and greater consistency in the treatment of the sequence of corporate action options.

The changes are in part related to the SWIFT Standards Release 2011 and also in response to quality enhancements requested by customers.

The majority of enhancements concern the SWIFT messages for asset services with minor changes for Securities Settlement and Reconciliation.

Associated updates will be reflected in CreationOnline functions and CreationDirect reports. A CBL SWIFT User Guide pre-release has been published detailing the changes for individual messages.

Impacted message types and connectivity media

The following SWIFT message types are impacted:

- [“MT564 - Corporate Action Notification”](#) on page B-1;
- [“MT564 - Income Pre-Advice Report \(IPAR\)”](#) on page B-5;
- [“MT565 - Corporate Action Instruction”](#) on page B-9;
- [“MT566 - Corporate Action Confirmation”](#) on page B-9;
- [“MT567 - Corporate Action Status and Processing Advice”](#) on page B-9;
- [“MT568 - Corporate Action Narrative”](#) on page B-9;
- [“MT544-547 Settlement confirmations”](#) on page B-10.

Impacted connectivity media are:

- Creation via SWIFT;
- CreationDirect via Internet;
- CreationDirect via SWIFTNet;
- CreationOnline;
- CreationDirect via VPN;
- CreationDirect via LiMA.

Asset Services

Our November 2011 Release for Asset Services messages will combine SWIFT Standards Release 2011 changes, improvements to comply with SMPG recommendations and enhancements requested by our customers.

For additional details of the formats by event type, please refer to the templates published in the Corporate Actions section of the SMPG website at www.smpg.webexone.com, under Corporate Actions / Market Practices / Final global Documents / CA Event Templates SR2011.

SWIFT message formats will be enhanced or adapted as described in [Appendix B](#).

Highlights of the changes

The changes we will implement in Asset Services are as follows:

- To minimise processing risk and in recognition of the increased complexity of Corporate Action events, deadlines will be defined at option level (Sequence E - CAOPTN).
- STP with Dutch Auction (DTCH) event coverage, previously reported as CAEV//OTHR, will be improved.
- Reporting of event types PCAL (Partial Redemption with Reduction of Nominal Value) and PRED (Partial Redemption without Reduction of Nominal Value) will be improved. The last redemption of a bond partially redeemed via PCAL or PRED will, in line with SMPG guidelines, be reported via a REDM (Final Redemption) event or via MCAL for an early final maturity.
- Reporting of events with an early deadline and an early solicitation fee will be improved. Where an incentive is offered for customer response within an early deadline, CBL will provide one option for the early deadline and one for the standard deadline to enable better instruction management.
- Corporate Action Notifications will be enhanced to show all movements of securities and cash related to an event. As a consequence, subsequences E1 Securities Movements and E2 Cash Movements will show debits for securities and cash respectively.
- In response to customer requests, the coverage of fields has been extended and the IPAR will include many new fields to better align the content with Corporate Action Notifications.

3. CreationOnline

Significant enhancements will be made in CreationOnline to improve efficiency:

- New report retrieval facility: expanded View Reports, queries and downloads for customers' scheduled messages and reports from Creation via SWIFT and CreationDirect;
- Bulk Cash and Securities instructions upload facility with new CSV instruction files;
- Respond upload instruction files for Corporate Actions will now include beneficial owner fields;
- Upload list of securities to be included in the Corporate Action Reference Data Report;
- Retrieve Terms and Conditions on Financial instruments in either CreationOnline or CreationDirect;
- Use of regional settings for CSV file export functions;
- New, interactive demo version of CreationOnline.

Streamline access to reports in CreationOnline

In November 2011, Clearstream Banking will offer customers new services to simplify their access to reports via CreationOnline, regardless of the media for which they were originally scheduled. The enhanced CreationOnline functions will enable the user to search, view and or download all scheduled Creation via SWIFT messages and CreationDirect reports (ISO, PDF, XML & CSV formats) in addition to the CreationOnline HTML reports.

Key features

- Scheduled reports from CreationDirect and SWIFT are accessible via CreationOnline;
- Report groups are removed;
- New View Report permissions enable users to view scheduled reports;
- Enhanced Query to retrieve reports.

Customer benefits

- Simple access in CreationOnline to retrieve reports from all media channels ;
- No longer necessary to access different applications to review reports.

Detailed information

The changes associated with the new report features are described in following subsections.

Removal of report groups

The Report Groups concept has been abolished in CreationOnline.

This removes the previous condition that if a scheduled report was not allocated to a report group, then that report was not retrievable. With the removal of the report group function, the associated alerts for report groups will be discontinued.

Existing report groups will be removed at cutover and replaced with new permissions for viewing reports. After the implementation date, user access to view reports will be defined by the OU Administrator.

Permissions to View reports

The OU Administrator will assign business user and business supervisor permissions to view reports for the business services allocated to Securities, Cash, Custody, Tax and Collateral reporting. The OU Administrator may activate the View Reports permissions by opening User Management/Users (or User Groups) /User permissions/View Reports.

OU Administrator:

Users **New User**

Action Print Help As of: 11:18 CET

☒ **View Reports**

☒ **Securities**

Select	Permissions
<input checked="" type="checkbox"/>	View Securities Reports

Select All
Deselect All

☒ **Cash**

Select	Permissions
<input checked="" type="checkbox"/>	View Cash Reports

Select All
Deselect All

☒ **Custody**

Select	Permissions
<input checked="" type="checkbox"/>	View Custody Reports

Select All
Deselect All

☒ **Tax**

Select	Permissions
<input checked="" type="checkbox"/>	View Tax Reports

Select All
Deselect All

☒ **Collateral**

Select	Permissions
<input checked="" type="checkbox"/>	View Collateral Reports

Select All
Deselect All

☒ **Custody**

☒ **Query**

User **User Permissions** User Accounts

Submit Reset Discard

View reports permissions will be automatically granted at cutover to existing users who have associated query permissions as detailed in the cutover section.

Business Users and Business supervisors may view reports when they have been granted the appropriate View Reports Permissions. These permissions can be viewed in the My settings, My permissions, View reports section. They may be amended with the assistance of the OU Administrator.

Release Information

My Permissions

Action

Link

Print

Help

☒

View Reports

☒ Securities

Select	Permissions
<input checked="" type="checkbox"/>	View Securities Reports

Select All

Deselect All

☒ Cash

Select	Permissions
<input checked="" type="checkbox"/>	View Cash Reports

Select All

Deselect All

☒ Custody

Select	Permissions
<input checked="" type="checkbox"/>	View Custody Reports

Select All

Deselect All

☒ Tax

Select	Permissions
<input checked="" type="checkbox"/>	View Tax Reports

Select All

Deselect All

☒ Collateral

Select	Permissions
<input checked="" type="checkbox"/>	View Collateral Reports

Select All

Deselect All

User

User Permissions

User Accounts

Cutover

The new view report permissions will be automatically granted to the OU and the User Groups and Users on 21 November 2011 under the following conditions:

Permission for...	Granted to the OU if the OU currently has...	Granted to User Group/User where currently...
View Securities Reports	Securities-Reporting	Report Group is linked to Securities Report
View Cash Reports	Cash-Reporting	Report Group is linked to Cash Report
View Custody Reports	Custody-Query	Custody-Query permissions are granted
View Tax Reports	Tax-Query	Tax-Query permissions are granted
View Collateral Management Reports	Collateral-Query	Collateral-Query permissions are granted

Please note that:

- Each permission covers all channels (Creation via SWIFT, CreationDirect, CreationOnline) and all formats.
- The above conditions also cover the permissions to the existing CreationOnline service for HTML / CSV reports for Custody: MT535 Statement of Holdings; Securities: MT536 Statement of Transactions; Cash: MT950 Cash Balances; and MT950 Money Statement.
- The users will only have access to those reports where the account of the report is also in their CreationOnline user profile (that is, the user is allowed to query on this account).

What customers should do

As of 21 November, users should check their permissions for viewing the report types:

View Securities Reports:

- MT535 Statement of Holdings
- MT536 Statement of Transactions
- MT537 Statement of Pending Transactions
- MT54x Settlement Confirmations
- MT548 Settlement Status and Processing Advice
- MT578 Statement of Allegement
- MT586 Settlement of Allegements
- Statement of Repaired Transactions
- Securities Lending and Borrowing Commissions Report
- MT508 Intra-Position Advices
- MT538 Statement of Intra-Position Advices
- Holdings Distribution By Market

View Cash Reports:

- MT950 Cash Balance
- MT950 Money Statement
- MT94x Money Suspense
- MT94x LuxCSD Cash Memo Report
- MT900/9X0 Cash Report
- MT935 Monthly Interest Scale Report
- MT290 Advice of Fees and Income

View Custody Reports:

- MT564 Income Pre-Advice Report
- MT566 Confirmation of Income / Redemption
- Proceeds Report (CI/RPR)
- MT564/568 Corporate Action Notifications
- MT566 Corporate Action Confirmation
- MT567 Corporate Action Instruction Status and Processing Advice
- Urgent Uninstructed Notifications
- Custody Market Claims
- Corporate Actions Reference Data Report

View Tax Reports:

- US Withholding Tax Report

View Collateral Reports:

From 21 November 2011:

- MT569 Triparty Collateral and Exposure Statement - Collateral Giver
- MT569 Triparty Collateral and Exposure Statement - Collateral Receiver
- Securities Financing Collateral Report

From 10 December 2011:

- MT558 Triparty Collateral Status and Processing Advice
- Triparty Collateral Management Extended Securities Forecast Detailed Report
- Triparty Collateral Management Extended Securities Forecast Summary Report

Release Information

View Reports Query

Users will be able to query, view and/or download scheduled reports and messages from all media channels, as follows:

- From CreationOnline: in HTML or CSV format;
- From CreationDirect (via VPN, via Internet, via LiMa): in ISO, XML, PDF and CSV formats;
- From CreationDirect via SWIFT (SWIFTNet FileAct): in ISO, XML, PDF and CSV formats;
- From Creation via SWIFT: in ISO format.

The View Reports Query will offer more detailed criteria to enable you to retrieve and display reports:

Report date, report type, channel, frequency, intraday time, format and address.

One or more accounts can be selected for the Account field.

View Reports Query

Sort Criteria: Business Date ☐ Ascending ☒ Descending **View:** None

Report Type: All

Delivery Date & Time: From 07/11/11 HH:mm To 07/11/11 HH:mm

Business Date: dd/MM/yy

Report Channel: CreationOnline

Report Format: All, Creation via SWIFT, CreationDirect

Report Address: CreationDirect

Report Frequency: CreationOnline

Intraday Time: All, CreationDirect via SWIFTNet

Account: [Text Field] ?

Customer Report Name: [Text Field]

Exclude reports: ☐

Buttons: Query, Count Only, Save As..., Discard, Reset

A checkbox will enable users to exclude reports already downloaded via CreationOnline from query list view results. The default value will be unchecked such that all reports will displayed by default in the query results.

Reports that have expired or have been removed from schedules will remain accessible in the history for up to 13 months (for monthly/quarterly/yearly reports) and eight weeks (for the other reports). Accumulation of the historic reports will begin as of production date, 21 November 2011, and will not cover earlier time periods.

Note: The retention period for HTML reports has been aligned accordingly and will be the same as for the other report types.

View Reports List view

New columns will be added to indicate the channel, address and downloaded status for the report. The Downloaded box will be checked in the list view if the user has downloaded the report previously. There is no limit on the number of times an individual report can be downloaded.

View Reports		Query	
Action	View	List	Link Help
Query	Ctrl-Q		
Refresh	Ctrl-R		
View	Ctrl-O		
Download	Ctrl-D		
MT578EP	MT578 Settlement Allegement	06/10/11 17:43	16/08/11
MT578EP	MT578 Settlement Allegement	06/10/11 17:43	16/08/11
MT578EP	MT578 Settlement Allegement	06/10/11 17:43	16/08/11
MT578EP	MT578 Settlement Allegement	06/10/11 17:43	16/08/11
MT578EP	MT578 Settlement Allegement	06/10/11 17:43	16/08/11
MT578EP	MT578 Settlement Allegement	06/10/11 17:43	16/08/11
MT578EP	MT578 Settlement Allegement	06/10/11 17:43	16/08/11
MT578 YZ ER125386	MT578 Settlement Allegement	06/10/11 17:44	16/08/11
MT578FP	MT578 Settlement Allegement	06/10/11 17:44	16/08/11

[illegible]

Improve instruction efficiency in CreationOnline for pre-release instructions

To promote instruction efficiency in CreationOnline, customers world-wide may elect to upload a list of up to 300 cash or securities instructions with an ASCII CSV file.

Key features

With the new upload feature for cash and securities instructions, it will be possible to create new pre-release instructions as follows:

- Internal, Bridge and Domestic clearing and settlement instructions:
 - Receive Free (MT540)
 - Deliver Free (MT542)
 - Receive against payment (MT541)
 - Deliver against payment (MT543)
- Clearstream Banking Cash instruction types 10, 90, 9E and 9X:
 - Withdrawal of funds (MT103/MT202)
 - Pre-advice of funds, single customer transfer (MT103/MT210)
 - Foreign exchange (MT299)

Customers can create their own ASCII instruction files or make use of Clearstream Banking's automated Excel templates, which include an embedded macro to create the instruction file in the required format and field order. These templates will be available on the Clearstream Banking website.

Customer benefits

Large number of cash and securities instructions can be created efficiently in CreationOnline using a simple format.

Detailed information

Create instruction file

To make use of the instruction upload feature for Cash and Securities pre-release instructions, users will need to create an ASCII CSV file containing their instructions.

This is done in either of the following ways:

- Users employ the Clearstream Banking Excel templates with macros to create the instruction file with the correct field order and format. Clearstream Banking has created one Cash and one Securities Excel template that can accommodate a range of instruction types.

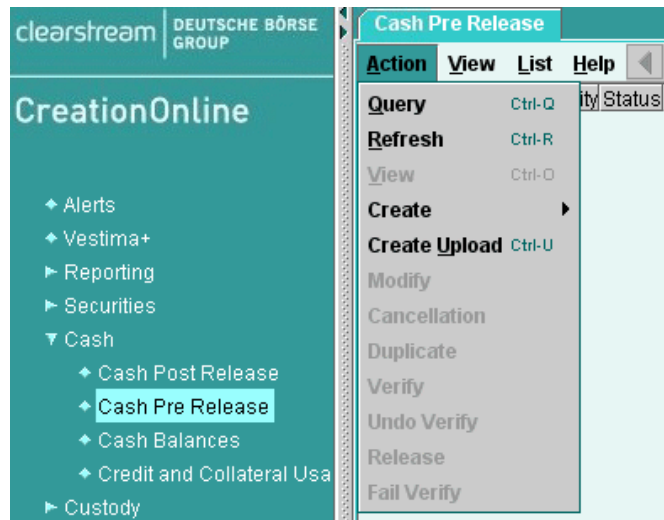
Each Excel template will contain three worksheets:

- "User Guide" to describe how to use and customise the template.
 - "Instructions Data" for the input of the data in the selected fields for the instructions to be created.
 - "Fields" containing a list of all the available fields for the instruction file, guidance on the mandatory elements and space to define any default values for your instruction file. The user's regional settings will determine the file preferences for decimal and thousand separators.
- Users create the instruction file themselves, using the detailed field and format specifications indicated in the Appendix of this document. The file must be an ASCII text file, with any name or extension.

As of the release date, you will be able to access the instruction templates at www.clearstream.com, under Information Centre / Connectivity.

When the Excel template is complete and all the instructions have been added, simply click on the "Create Instruction file" button at the top of the Instructions Data worksheet. The file created by the Excel macro will be saved to the directory in which the template is saved.

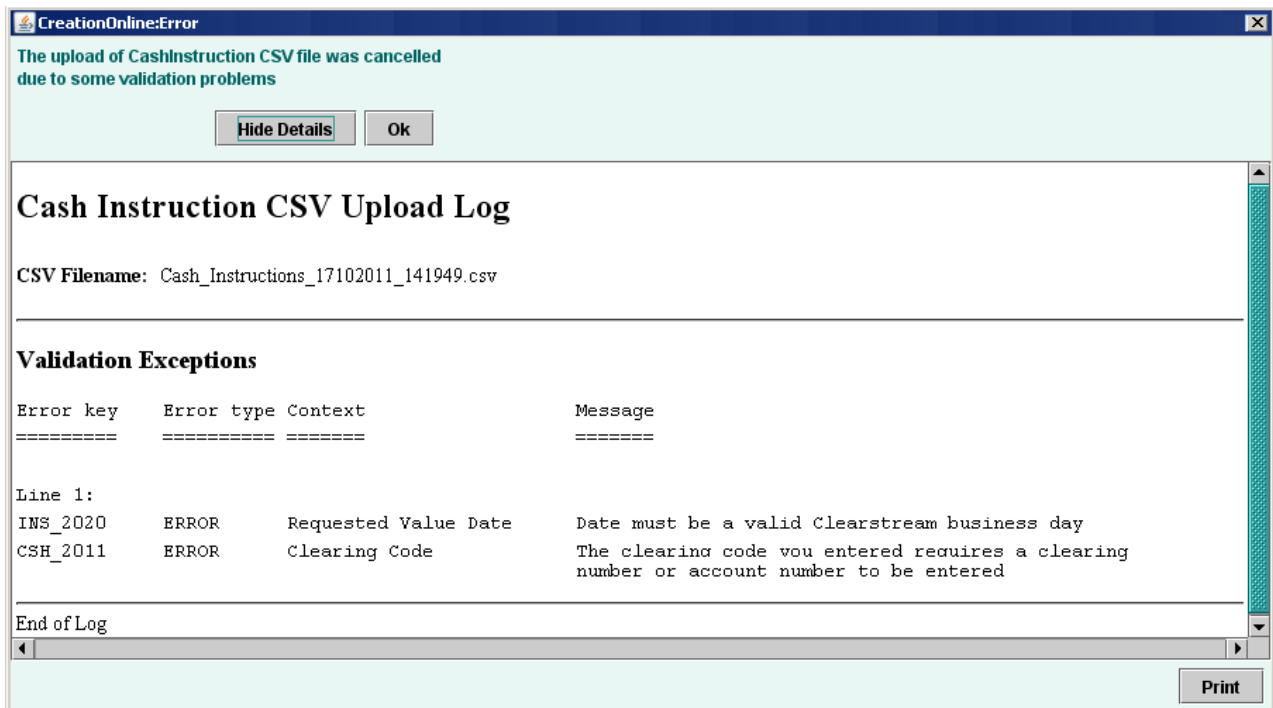
Create upload



To upload your instructions, you must:

1. Log into CreationOnline.
2. Select Cash / Cash Pre Release or Securities / Securities Pre Release from the navigation bar.
3. Using the Action command, select "Create Upload" and you are prompted to browse for the file and then upload it from their system.

The upload process for the instruction file will generate feedback, either confirming acceptance of the whole file or rejecting it. If one instruction fails, the whole file is rejected. If the file is rejected, an online printable error message will highlight the problems that need to be fixed in the file before it can be reloaded.



Release Information

After a successful upload, individual pre-release instructions will be created in CreationOnline. The users must "refresh" their pre-release list view to see these new instructions. From CreationOnline, the customer then applies either two- or four-eyes principle to these instructions.

CreationOnline will **not** check for duplicate instructions from different files.

Changes to the individual instructions created by the file upload can be performed directly in CreationOnline using the Modify or Cancellation functions. It is not possible to amend, cancel or overwrite these pre-release instructions with an instruction file upload. Further validations will be performed in CreationOnline on each individual pre-release instruction as if they were manually created and they will move through the existing status life cycle.

The instruction file that is used to create the pre-release instructions will not be saved in CreationOnline. To keep track of the file upload, a new audit event "Upload of Cash / Security CSV instruction file" will be created.

Cutover

Permissions for the file uploads will be granted to all users who already have permission for Cash and/or Securities instructions input.

Fees

No separate charges will be incurred for the use of the Excel templates or the upload of the instruction file. Charges are only incurred, according to the published CBL International Fee Schedule, for each pre-release instruction that is released in CreationOnline, as today.

Custody/Corporate Actions pre-release instructions

For corporate actions, the convenient “Respond Upload” function, used to provide responses to corporate action notifications with an ASCII CSV file, will be expanded to include additional fields for beneficial owner details.

Key features

The current functionality for the respond upload feature for a Corporate Action event enables the customer to utilise the details for a corporate action event to create a list of Corporate Action instructions.

With the November release, fields for beneficial owner details have been added to the instruction file. Due to the nature of the file, one instruction can contain details for only one beneficial owner.

Customers should be aware that, in order to continue to make use of the respond upload function, they will have to use the **new file format** to submit up to 100 instructions per file.

Customer benefits

- Respond to corporate action events with multiple options and/or a high number of individual instructions;
- New, user friendly Excel template, including User Guide, instructions data and fields in the worksheet.

Detailed information

Create instruction file

To make use of the respond upload feature for Corporate Action pre-release instructions, users will need to create an ASCII CSV file containing their instructions.

This is done in either of the following ways:

- Users create the instruction file themselves, using the new updated field and format specifications indicated in the Appendix of this document. The file must be an ASCII text file, with any name or extension.
- Users employ the Excel templates with macros to create the instruction file with the correct field order and format. Clearstream Banking has created a new Corporate Actions template; the old templates are now obsolete and will no longer be usable.

As of the release date, you will be able to access the revised Corporate Action instruction templates at www.clearstream.com, under Information Centre / Connectivity.

When the Excel template is complete and all the instructions have been added, simply click on the “Create Instruction file” button at the top of the Instructions Data worksheet. The file created by the Excel macro will be saved to the directory in which the template is saved.

Respond-Upload

To upload your instructions, you must:

1. Log into CreationOnline.
2. Select Custody - CA Notification from the navigation bar.
3. Identify the instruction you want to respond to (CA notification Queries, list view or CA notification detail view).
4. Select Respond-Upload from the Action menu or right-click on the appropriate notification in the list and select Respond-Upload from the pop up menu.

Release Information

CA Notification Queries Query									
Action View List Link Help 1-50 of 1,000 14:53 CEST									
Event Type	Corporate Action Ref.	Action Status	Account	ISIN Code	Common Code	Common Code Type	Place of Safekeeping	Instrument Type	Next
MRGR		YIR - Request	11111	USY9723R1188	005293103	S	CITIGB2LMAG	Share	19/08
LIQU		FYI - Notification	11111	USY5217N1183	005428157	H	DTCYUS33XXX	Share	
LIQU		FYI - Notification	11111	USY5217N1183	005428157	H	DTCYUS33XXX	Share	
LIQU		FYI - Notification	11111	USY5217N1183	005428157	H	DTCYUS33XXX	Share	
LIQU		FYI - Notification	11111	USY5217N1183	005428157	H	DTCYUS33XXX	Share	
LIQU		FYI - Notification	11111	USY5217N1183	005428157	H	DTCYUS33XXX	Share	
LIQU		FYI - Notification	11111	USY5217N1183	005428157	H	DTCYUS33XXX	Share	
LIQU		FYI - Notification	11111	USY5217N1183	005428157	H	DTCYUS33XXX	Share	
LIQU		FYI - Notification	11111	USY5217N1183	005428157	H	DTCYUS33XXX	Share	
LIQU		FYI - Notification	11111	USY5217N1183	005428157	H	DTCYUS33XXX	Share	
LIQU		FYI - N					JS33XXX	Share	
LIQU		FYI - N					JS33XXX	Share	
LIQU		FYI - N					JS33XXX	Share	
LIQU		FYI - N					JS33XXX	Share	
LIQU		FYI - N					JS33XXX	Share	
LIQU		FYI - N					JS33XXX	Share	
DVCA	0000000091212586	FYI - Pre-notification	11111	CA8029121057	011194150	H	CDSLCAATTXXX	Share	
DVCA	0000000091212586	FYI - Pre-notification	11111	CA8029121057	011194150	H	CDSLCAATTXXX	Share	
SPLR	0000000087090094	FYI - Pre-notification	11111	JP3165000005	049326041	S	JUSDJPJTXXX	Share	
EXWA	0000000091192916	FYI - Notification	11111	LU0762212198	076221219	S	MHTBLULLXXX	Warrant	16/08
EXWA	0000000091192916	FYI - Notification	11111	LU0762212198	076221219	S	MHTBLULLXXX	Warrant	16/08
EXWA	0000000091192916	FYI - Notification	11111	LU0762212198	076221219	S	MHTBLULLXXX	Warrant	16/08

The user is then prompted to browse for the file and upload it from their drive.

The upload process for the instruction file will generate feedback, either confirming acceptance of the whole file or rejecting it. If one instruction fails, the whole file is rejected. If the file is rejected, an online printable error message will highlight the problems that need to be fixed in the file before it can be reloaded and sent.

After a successful upload, individual Custody pre-release instructions will be created in CreationOnline. The users must "refresh" the session in order to see these new instructions. From CreationOnline, the customer then applies either two- or four-eyes principle to these instructions.

CreationOnline will **not** check for duplicate instructions from different files.

Changes to the individual instructions created by the file upload must be performed directly in CreationOnline using the Modify or Cancellation functions. It is not possible to amend, cancel or overwrite these pre-release instructions with an updated instruction file upload. Further validations will be performed in CreationOnline on each individual pre-release instruction as if they were manually created and they will move through the existing status life cycle.

Cutover

Existing Corporate Action instruction files used by the customer must be updated to include the new file specifications and regional settings rules or they must be replaced by files created with the new Corporate Actions template.

CreationOnline use of regional settings for all CSV files

Key features

User regional settings for decimal separator, grouping character and CSV field separator will be used for CSV files that are created as the result of the following actions:

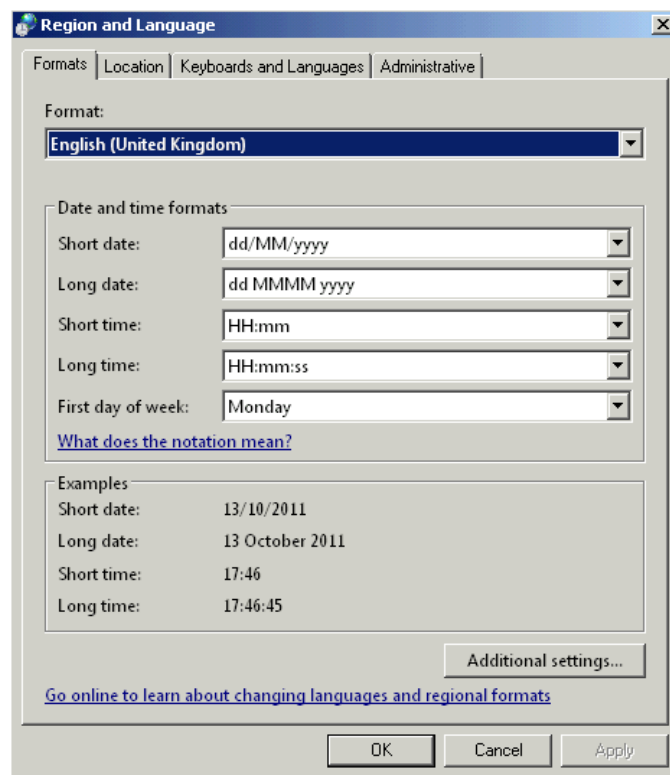
- Export current page;
- Export all pages;
- Export selected items details;
- Export to CSV (only available in the 'View Reports' service).

Customer benefits

- Customer format preferences will enable you to open saved CSV files in Excel without any conflicts.

Detailed information

The User's local default profile settings (set in the operating system; for example, in Windows, via Start → Control Panel → Regional and Language) will be referenced when creating a CSV file.



Release Information

The 'Customize Format' dialog box is shown with the 'Numbers' tab selected. It displays various formatting options for numbers. The 'Example' section shows 'Positive: 123,456,789.00' and 'Negative: -123,456,789.00'. The settings are as follows:

Setting	Value
Decimal symbol:	.
No. of digits after decimal:	2
Digit grouping symbol:	,
Digit grouping:	123,456,789
Negative sign symbol:	-
Negative number format:	-1.1
Display leading zeros:	0.7
List separator:	,
Measurement system:	Metric
Standard digits:	0123456789
Use native digits:	Never

At the bottom, there is a 'Reset' button and a note: 'Click Reset to restore the system default settings for numbers, currency, time, and date.' The 'OK', 'Cancel', and 'Apply' buttons are at the very bottom.

In CreationOnline, a new read-only subtab has been added to show what settings are used:

My settings → My preferences, which looks as follows for the language English (UK):

English: decimal separator = dot, grouping character = comma, CSV field separator = comma

The 'My Preferences' dialog box is shown with the 'Regional settings' tab selected. It displays the following settings:

Setting	Value
Decimal separator	.
Grouping character	,
CSV field separator	,

An example is shown: " 123,456.78 "," 987.65 "

At the bottom, there are tabs for 'Global', 'Input', and 'Regional settings' (which is selected). Below the tabs are 'Submit', 'Reset', and 'Discard' buttons.

Impact on the customer

CSV files created with the export functions before November 2011 may have been saved using a different CSV field separator or number formatting than would be applied using the rule of the local settings.

For example, the previous separator was always a comma; now, based on German regional settings, the field separator will be a semicolon.

Using the rule of the local settings for the CSV files will allow the user to open the CSV file in Excel as Excel expects the file to be, in line with the user's regional parameters.

The same local settings will be verified when uploading CSV pre-release instruction files: If the CSV file is not compliant, it will be rejected as there is a risk of misinterpreting a number.

For example, 1,001 could be read as "one thousand and one" or as "one point zero, zero, one.

CreationOnline safeguards against this mistake by checking all numbers against the number format of the user's regional parameters.

Report scheduling for Corporate Action Reference Data Report

The Corporate Actions Reference Data Report provides subscribers with Corporate Action details and Income pre-advice for a list of instruments provided to Clearstream Banking by the customer. Normally, these are instruments for which there are no holdings in the accounts concerned and, therefore, the customer does not receive the associated notifications.

New features will be added to CreationOnline to enable customers to manage their list of instruments used as the basis for the Corporate Actions Reference Data Report.

Key features

In the CreationOnline Reporting, Scheduled Reports section, new actions to "Upload List" and "Download List" of instruments will be available.

Users can continue to use CreationDirect via Internet file transfer to manage their lists of instruments for the report if it better suits their requirements.

Customer benefits

- You will be able to subscribe to the Corporate Actions Reference Data Report and manage the list of instruments via CreationOnline.

Detailed information

Instrument files are created outside CreationOnline. Customers can use any editing program to create or amend the lists. The file should contain only the list of instruments, identified by their ISIN or Common Code, with one instrument per line. The list of instruments file must be an ASCII text file with the name exactly the same as Customer Report Name in CreationOnline, with any extension.

From CreationOnline, select, in the Navigation bar, Reporting - View Scheduled Reports / Action command.

To upload Instruments:

1. Select the Action "Upload Instruments" to submit your new list of instruments to be used for this report. If there is a problem during the upload, the user will receive an error message and the upload will be discontinued.

The list of instruments can be formulated in Excel with one ISIN or common code entered per line. The CSV file must be an ASCII text file with the name exactly the same as Customer Report Name in CreationOnline, with any extension.

2. Select "Upload List" to submit your new list of instruments to be used for this report.

When the list is uploaded into CreationOnline, it will replace any previous list of instruments used for the report. The Report Details tab will display the Financial Instruments File Timestamp for the most recent list upload.

If there is a format error during the upload, the user will receive an error message and the upload will be discontinued.

To download Instruments:

1. Select the Corporate Actions Ref Data Report from the list of scheduled reports.
2. Select the Action "Download List" to extract the list of instruments currently used for this report. If there is no list, a message will be displayed.
3. When a list is identified, you will have the option to Save the file to your working environment.
4. You can then amend your list as required and save as the new instrument file.
5. When you are finished, you can proceed to upload the new list in CreationOnline.

This new list will become the basis for the report.

```
BirCanZ.txt - Notepad
File Edit Format View Help
USU0083TAA17SEC
XS0209139244SEC
GB00B3F6P319SEC
XS0650872947SEC
XS0480985687SEC
US008294AA89SEC
XS0041078535SEC
AU00000MDXR3SEC
XS0629719674SEC
USU00831AE44SEC
```

Users can continue to use CreationDirect via Internet file transfer to manage their list of instruments for the report if it better suits their requirements.

Cutover

The existing list of instruments for the Corporate Actions Reference Data Report will continue to be used until it is changed by the user after the production date of this enhancement.

Release Information

Reference Data, Financial Instruments improvements for Terms and Conditions

From CreationOnline Reference Data, customers will be able to download the terms and conditions and prospectuses directly via CreationOnline.

Key features

From CreationOnline, the user will be able to query Financial Instruments to obtain Terms and Conditions by two routes:

- As currently, Request Terms and Conditions for delivery to CreationDirect file store; or
- Download Terms and Conditions from CreationOnline to the user's computer.

Customer benefits

- CreationOnline will offer customers the possibility to query and access Terms and Conditions for eligible instruments.

Detailed information

After performing a financial instruments query, the user selects instruments that have available Terms and Conditions documents.

The Terms and Conditions tab will be activated for instruments with associated documents. By opening the tab, the user will be able to select the document to be retrieved and one of the available actions:

- Request Terms and Conditions for delivery to CreationDirect file store:

Financial Instruments Query 017295446

Action Link Print Help As of: 10:37 CEST

Document Category: PROSPECTUS

Delivery Address: WEBX111111

Language	Format	Documentation Date	Size
german	TIF	13/12/06	1,476,223

Request Terms & Conditions

Download Terms & Conditions

CreationOnline:Warning

⚠ Your request has been accepted for processing, your document will be available on CreationDirect via Internet. Your request Reference Number is: 03J808000000

Print Details Close

General Terms and Conditions

Close

- Download Terms and Conditions CreationOnline to the user's computer:

The screenshot shows a web application interface for 'Financial Instruments'. At the top, there is a 'Query' tab with the value '017295446'. Below this is a menu bar with 'Action', 'Link', 'Print', and 'Help'. The main area displays 'Document Category' as 'PROSPECTUS' and 'Delivery Address' as 'WEBX111111'. A table lists document details:

Language	Format	Documentation Date	Size
german	TIF	13/12/06	1,476,223

To the right of the table are two buttons: 'Request Terms & Conditions' and 'Download Terms & Conditions'. A modal dialog titled 'CreationOnline:Information' is open, displaying a progress bar and the text 'Please wait for the current download to finish.' with a 'Close' button. At the bottom of the main window, there are tabs for 'General' and 'Terms and Conditions', and a 'Close' button in the bottom right corner.

A new audit event will be created to track the activity for this function.

Fees

A new billing event will be created for the Terms and Conditions download via CreationOnline. The charge will be equivalent to what is charged if the report is retrieved via CreationDirect, as per the CBL International Fee Schedule under Reporting, Special Report, Terms and Conditions.

Release Information

New Interactive demo version of CreationOnline

An interactive demonstration version of CreationOnline will be made available to customers.

Key features

With an anonymous user profile and pre-loaded data, customers will have access to the existing business services of CreationOnline.

Customer benefits

- Customers can try out the look and feel of features that they do not currently use. It can also be used for training staff, thereby reducing risk or errors in the production environment.

Detailed information

A dynamic pre-release for instructions will let the user work with formatting and releasing instructions. Working with user administration and report scheduling features will also be possible. A predefined set of static data will be viewable in post release, queries and reports.

The new demonstration version of CreationOnline will be available as from 7 November 2011.

Connectivity Customer Service will provide the user with access upon request. For more information about how to subscribe to this new service, please contact your Relationship Officer.

Appendix A. CSV file upload specifications

This Appendix lists, in separate tables, the following categories of CSV file upload specifications:

- ["Cash pre-release instructions"](#) on page A-2;
- ["Securities instructions Create Upload file"](#) on page A-4;
- ["Corporate Action pre-release instructions"](#) on page A-6.

Release Information

Cash pre-release instructions

Position in CSV	Field description	Field Name to copy as a table header in "Instructions Data" sheet	Format/Content	M (Mandatory) / O (Optional)				
				10	90	MT103	9E	9X
1	Instruction Type	Instruction_Type	"10" or "90" or "9E" or "9X"	M	M	M	M	M
2	Sender's Reference	Senders_Reference	Text (16x)	M	M	M	M	M
3	Account	Account	Text (5!c)	M	M	M	M	M
4	Amount	Amount	Decimal (15d)	M	M	M		M
5	Amount Currency	Amount_Currency	Currency (3!a)	M	M	M		M
6	Sell Amount	Sell_Amount	Decimal (15d)				M	
7	Sell Amount Currency	Sell_Amount_Currency	Currency (3!a)				M	
8	Buy Amount	Buy_Amount	Decimal (15d)				O	
9	Buy Amount Currency	Buy_Amount_Currency	Currency (3!a)				O	
10	Requested Value Date	Requested_Value_Date	Date (DD/MM/YYYY)	M	M	M	M	M
11	Intermediary	Intermediary	BIC Code (4!a2!a2!a3c)	M				
12	Beneficiary Institution	Beneficiary_Institution	BIC Code (4!a2!a2!a3c)					M
13	Details of Payment	Details_of_Payment	Text (4*33x)	O	O	O	O	O
14	Ordering Institution Format	Ordering_Institution_Format	"BIC" or "Name and Address"		O	O		
15	Ordering Institution Clearing Code	Ordering_Institution_Clearing_Code	Clearing Code (2!c)		O	O		
16	Ordering Institution Account/Clearing	Ordering_Institution_Account_Clearing	Text (5!c)		O	O		
17	Ordering Institution BIC Code / Name	Ordering_Institution_BIC_Code_Name	BIC Code or Name and Address (4!a2!a2!a3c or 4*35x)		O	O		
18	Intermediary Institution Format	Intermediary_Institution_Format	"BIC" or "Name and Address"		O	O		
19	Intermediary Institution Account/Clearing	Intermediary_Institution_Account_Clearing	Text (5!c)		O	O		
20	Intermediary Institution BIC Code / Name	Intermediary_Institution_BIC_Code_Name	BIC Code or Name and Address (4!a2!a2!a3c or 4*35x)		O	O		
21	Intermediary Institution Clearing Code	Intermediary_Institution_Clearing_Code	Clearing Code (2!c.)		O	O		
22	Account with Institution Format	Account_with_Institution_Format	"BIC" or "Name and Address"		M	M		

Appendix A: File upload specifications

Position in CSV	Field description	Field Name to copy as a table header in "Instructions Data" sheet	Format/Content	M (Mandatory) / O (Optional)				
				10	90	MT103	9E	9X
23	Account with Institution Account/Clearing	Account_with_Institution_Account_Clearing	Clearing Code (2!c)		M	M		
24	Account with Institution BIC Code / Name	Account_with_Institution_BIC_Code_Name	BIC Code or Name and Address (4!a2!a2!a3c or 4*35x)		M	M		
25	Account with Institution Clearing Code	Account_with_Institution_Clearing_Code	Clearing Code (2!c)		M	M		
26	Beneficiary Institution/Cust. Format	Beneficiary_Institution_Cust_Format	"BIC" or "Name and Address"		M	M		
27	Beneficiary Institution/Cust. Account/Clearing	Beneficiary_Institution_Cust_Account_Clearing	Text (5!c)		M	M		
28	Beneficiary Institution/Cust. BIC Code / Name	Beneficiary_Institution_Cust_BIC_Code_Name	BIC Code or Name and Address (4!a2!a2!a3c or 4*35x)		M	M		
29	Beneficiary Institution/Cust. Clearing Code	Beneficiary_Institution_Cust_Clearing_Code	Clearing Code (2!c)		M	M		
30	MT103	MT103	"Yes" or "No"			M		
31	Ordering Customer Format	Ordering_Customer_Format	"BIC" or "Name and Address"			M		
32	Ordering Customer Account/Clearing	Ordering_Customer_Account_Clearing	Text (5!c)			M		
33	Ordering Customer BIC Code / Name	Ordering_Customer_BIC_Code_Name	BIC Code or Name and Address (4!a2!a2!a3c or 4*35x)			M		
34	Ordering Customer Clearing Code	Ordering_Customer_Clearing_Code	Clearing Code (2!c)			M		
35	Detail of charges	Detail_of_Charges	Detail of charges Code (3!a)			M		
36	Details of Beneficiary/Sender's Charges	Details_of_Beneficiary_Senders_Charges	Decimal (15d)			O		
37	Details of Beneficiary/Sender's Charges Currency	Details_of_Beneficiary_Senders_Charges_Currency	Currency (3!a)			O		
38	Instructed Amount	Instructed_Amount	Decimal (15d)			O		
39	Instructed Amount Currency	Instructed_Amount_Currency	Currency (3!a)			O		
40	Exchange Rate	Exchange_Rate	Decimal (12d)			O		
41	Remittance Information	Remittance_Information	Text (4*35x)			O		

Release Information

Securities instructions Create Upload file

Note: In the following table, Field Status is indicated as: M=Mandatory; O=Optional; CM=Conditional Mandatory.

For individual market requirements, please refer to the respective Market Guide available at www.clearstream.com, under Information Centre / Market Reference.

Position in CSV	Field description	Field Name to copy as a table header in "Instructions Data" sheet	Format/Content	Field Status
1	Type of Settlement Transaction	Type_of_Settlement_Transaction	Text (35a)	M
2	Delivery Without Matching	Delivery_Without_Matching	"Yes" or "No"	O
3	Instruction Type	Instruction_Type	Text (35a)	M
4	Financial Instrument ISIN	Financial_Instrument_ISIN	ISIN Code (12!c)	CM
5	Financial Instrument Common Code	Financial_Instrument_Common	Common Code (12n)	CM
6	Place of Safekeeping	Place_of_Safekeeping	BIC Code (11!x)	M
7	Sender's Reference	Senders_Reference	Text (16x)	M
8	Deal Reference	Deal_Reference	Text (16x)	O
9	Common Reference	Common_Reference	Text (16x)	O
10	Safekeeping Account	Safekeeping_Account	Text (5!c)	M
11	Quantity of Financial Instrument	Quantity_of_Financial_Instrument	Decimal (15d)	M
12	Settlement Amount	Settlement_Amount	Decimal (15d)	CM
13	Settlement Amount Currency	Settlement_Amount_Currency	Currency (3!a)	CM
14	Requested Settlement Date	Requested_Settlement_Date	Date (DD/MM/YYYY)	M
15	Trade Date	Trade_Date	Date (DD/MM/YYYY)	CM
16	Trade Time	Trade_Time	Time (HH:MM)	CM
17	Deal Price Type	Deal_Price_Type	Text (16x)	CM
18	Deal Price Amount	Deal_Price_Amount	Decimal (15d)	CM
19	Deal Price Currency	Deal_Price_Currency	Currency (3!a)	CM
20	Pool Reference	Pool_Reference	Text (16x)	CM
21	Priority	Priority	"High Priority" or "Normal Priority" or Blank	O
22	Processing Indicator	Processing_Indicator	"Mandatory" or "Optional" or Blank	O

Appendix A: File upload specifications

Position in CSV	Field description	Field Name to copy as a table header in "Instructions Data" sheet	Format/Content	Field Status
23	Hold/Release	Hold_Release	"Hold" or "Release" or Blank	0
24	FX Currency	FX_Currency	Currency (3!a)	0
25	Physical Transaction	Physical_Transaction	"Yes" or "No"	0
26	Immediate Release	Immediate_Release	"Yes" or "No"	0
27	PSET BIC	PSET_BIC	BIC Code (11!x)	CM
28	PSET Country	PSET_Country	Text (2!c)	CM
29	DEAG/REAG Account	DEAG_REAG_Account	Text (35x)	0
30	DEAG/REAG Party Format	DEAG_REAG_Party_Format	Text (35x)	M
31	DEAG/REAG Party	DEAG_REAG_Party	Text (35x)	M
32	DEAG/REAG Narrative	DEAG_REAG_Narrative	Text (4*35x)	0
33	BUYER/SELLER Account	BUYER_SELLER_Account	Text (35x)	0
34	BUYER/SELLER Party Format	BUYER_SELLER_Party_Format	BIC Code (11!x)	CM
35	BUYER/SELLER Party	BUYER_SELLER_Party	Text (4*35x)	CM
36	BUYER/SELLER Narrative	BUYER_SELLER_Narrative	Text (4*35x)	0
37	DECU Account	DECU_Account	Text (35x)	0
38	DECU BIC	DECU_BIC	BIC Code (11!x)	0
39	RECU Account	RECU_Account	Text (35x)	0
40	RECU BIC	RECU_BIC	BIC Code (11!x)	0
41	Settlement Processing Narrative	SPRO	Text (10*35x)	0
42	Registration Details	Registration_Details	Text (6*35x)	0
43	Trade Amount Amount	Trade_Amount_Amount	Decimal (15d)	0
44	Trade Amount Currency	Trade_Amount_Currency	Currency (3!a)	0
45	Beneficial Ownership Indicator (change/ no change)	BOI	"Yes" or "No"	0
46	Stamp Duty	Stamp_Duty	"Yes" or "No"	0

Release Information

Corporate Action pre-release instructions

Note: In the following table, Field Status is indicated as: M=Mandatory; O=Optional.

Position in CSV	Field description	Field Name to copy as a table header in "Instructions Data" sheet	Format/Content	Field Status
1	Clearstream Corporate Action Reference	Clearstream_Corporate_Action_Reference	Text (35c)	M
2	ISIN Number (Financial Instrument)	Financial_Instrument_ISIN	ISIN Code 12!c)	M
3	Account ID (Safekeeping Account)	Safekeeping_Account	Text (5!c)	M
4	Option Number	Option_Number	Text (2!c)	M
5	Option Type	Option_Type	Text (4!c)	M
6	Quantity Instructed	Quantity_Instructed	Decimal (15d)	O
7	Quantity to Receive	Quantity_to_Receive	Decimal (15d)	O
8	Sender's Reference	Senders_Reference	Text (16x)	O
9	Requested Tax Rate (%)	Requested_Tax_Rate	Decimal (15d)	O
10	Disposition of Fractions	Disposition_of_Fractions	Decimal (15d)	O
11	Beneficial Owner BIC	Beneficial_Owner_BIC	BIC Code (11!x)	O
12	Beneficial Owner Name & Address	Beneficial_Owner_Name_&_Address	Text (4*35x)	O
13	Beneficial Owner Country of Domicile	Beneficial_Owner_Country_of_Domicile	Country Code (2!c)	O
14	Beneficial Owner Country of NON Domicile	Beneficial_Owner_Country_of_NON_Domicile	Country Code (2!c)	O
15	Beneficial Owner Quantity of Securities Owned	Beneficial_Owner_Quantity_of_Securities_Owned	Decimal (15d)	O
16	Beneficial Owner Narrative	Beneficial_Owner_Narrative	Text (10*35x)	O
17	Narrative Additional Text	Narrative_Additional_Text	Text (10*35x)	O
18	Narrative Delivery Details	Narrative_Delivery_Details	Text (10*35x)	O
19	Narrative Information to be complied with	Narrative_Information_to_be_complied_with	Text (10*35x)	O
20	Narrative Version	Narrative_Version	Text (10*35x)	O
21	Narrative Party Contact	Narrative_Party_Contact	Text (10*35x)	O
22	Narrative Registration Details	Narrative_Registration_Details	Text (10*35x)	O
23	Narrative Basket or Index Information	Narrative_Basket_or_Index_Information	Text (10*35x)	O

Appendix B. Securities messages

Securities Corporate Actions messages

SWIFT message formats will be enhanced or adapted as described in the following subsections.

MT564 - Corporate Action Notification

Field	Description/Content
-------	---------------------

Sequence A - General Information: New Event type coverage

:22F::CAEV//DTCH Dutch Auction

Subsequence B1 - Financial Instrument Attributes

:11A::DENO Currency of Denomination

The following qualifiers will no longer be reported in sequence B1 and are moved to sequence D

:36B::MIEX Minimum Exercisable Quantity
:36B::MILT Minimum Multiple Exercisable Quantity

Sequence D - Corporate Action Details

:69a::BLOK Blocking Period
:92A::RDIS Discount Rate
:92a::BIDI Bid Interval Rate
:36B::MIEX Minimum Exercisable Quantity
:36B::MILT Minimum Multiple Exercisable Quantity
:22F::ADDB//CNTR Additional Business Process - Code word:
CNTR - Cancel Underlying Trades
Due to the corporate action, all underlying trades will be cancelled by the system.
:22F::DIVI Dividend Type indicator - Code words:
FINL - Final
INTE - Interim
REGR - Regular Dividend
REIN - Reinvestment of a Fund Cash Distribution
SPEC - Special
:70E::OFFO Offeror

Release Information

Field	Description/Content
-------	---------------------

Sequence E - Corporate Action Options

New Qualifier/Code word:

:69a::REVO	Revocability Period
:22F::CAOP//CTEN	Corporate Action Option - Consent and Tender (Can be used in event Dutch Auction CAEV//DTCH)
:22F::CETI//NDOM	Certification Type Indicator - Code word: NDOM - Country of Non-Domicile
:22F::OSTA//INTV	Option Status - Code word: INTV - Inactive
:17B::WTHD	Withdrawal Allowed Flag
:70E::INCO	Information Conditions

The following qualifier will be removed and replaced by :NEWO (New to Old Rate):

:92a::NWRT	New Shares to Rights Rate
------------	---------------------------

Subsequence E1 - Securities Movements

New Qualifier:

:69a::TRDP	Trading Period
:90a::MRKT	Market Price

The following qualifier will no longer be reported and will be replaced by :NEWO (New to Old Rate):

:92D::NWRT	New Shares to Rights Rate
------------	---------------------------

Subsequence E2 - Cash Movements

New Qualifier/Code word:

:92a::EXCH	Exchange Rate
:90a::OFFR//NILP	Cash Price Received per Product - New code word: NILP - Price will not be paid
:90B::OFFR	Cash Price Received per Product - New option B
:90E::OFFR//UKWN	Cash Price Received is still unknown

The following qualifiers and respective code words will be moved from sequence E to subsequence E2:

:92a::CHAR	Charges/Fees
:92a::ESOF	Early Solicitation Fee Rate
:92a::NETT	Net Dividend Rate
:92a::RATE	Applicable Rate (used for redemptions, partial redemptions, drawings and partial drawings)
:92a::SOFE	Solicitation Fee Rate
:90a::EXER	Exercise/Conversion/Strike Price
:90a::PRPP	Cash Price Paid per Product

The following qualifiers and respective code words will be added to subsequence E2:

:92a::GRSS	Gross Dividend Rate
:92a::INTP	Payment Interest Rate (used for coupon payments)
:92a::TAXR	Withholding Tax Rate
:90a::OFFR	Cash Price Received per Product

Example MT564 Corporate Action Notification including dates at option level for a warrant event

Dates at option level for a warrant event are shown in green and examples of other changes in red.

```
:16R:GENL
:20C::CORP//0000000087751822
:20C::SEME//000000007583080S
:23G:RMDR
:22F::CAEV//EXWA
:22F::CAMV//CHOS
:98C::PREP//20110816060017
:25D::PROC//COMP
:16R:LINK
:13A::LINK//564
:20C::PREV//000000007583067S
:16S:LINK
:16S:GENL
:16R:USECU
:35B:ISIN HK0000081387
/XS/063687782
WAR ALLIED PROPERTIES ( CALL)130616
:16R:FIA
:12B::OPST//AMER
:98A::MATU//20160613
:16S:FIA
:16R:ACCTINFO
:97A::SAFE//12345
:94F::SAFE//NCSD/XHKCHKH1XXX
:93B::ELIG//UNIT/1832,
:93B::SETT//UNIT/1832,
:93B::UNBA//UNIT/1832,
:93B::INBA//UNIT/0,
:16S:ACCTINFO
:16S:USECU
:16R:CADETL
:98A::ANOU//20110607
:17B::CERT//Y
:22F::DITY//ROLL
:22F::ADDB//CNTR
:22F::CEFI//PHYS
:16S:CADETL
:16R:CAOPTN
:13A::CAON//001
:22F::CAOP//EXER
:22F::CETI//PAPW
:17B::DFLT//Y
:98C::MKDT//20110817170000
:98C::RDDT//20110817100000
:69A::PWAL//20110607/20110817
:16R:SECMOVE
:22H::CRDB//DEBT
:35B:ISIN HK0000081387
/XS/063687782
WAR ALLIED PROPERTIES (CALL)130616
:98B::PAYD//ONGO
:16S:SECMOVE
:16R:CASHMOVE
:22H::CRDB//DEBT
:97A::CASH//99999
:98B::PAYD//ONGO
:98B::VALU//UKWN
:90B::EXER//ACTU/HKD2,
:16S:CASHMOVE
:16S:CAOPTN
:16R:CAOPTN
:13A::CAON//002
:22F::CAOP//NOAC
:17B::DFLT//N
:16S:CAOPTN
:16R:CAOPTN
:13A::CAON//003
```

Release Information

:22F::CAOP//LAPS
:22F::OSTA//INTV
:17B::DFLT//N
:98A::MKDT//20110817
:98C::RDDT//20110816100000
:69A::PWAL//20110607/20110817
:16R:SECMOVE
:22H::CRDB//DEBT
:35B:ISIN HK0000081387
/XS/063687782
WAR ALLIED PROPERTIES (CALL) 130616
:98B::PAYD//ONGO
:16S:SECMOVE
:16S:CAOPTN
:16R:CAOPTN
:13A::CAON//004
:22F::CAOP//BUYA
:22F::OSTA//INTV
:17B::DFLT//N
:98C::MKDT//20110816190000
:98C::RDDT//20110816093000
:16R:SECMOVE
:22H::CRDB//CRED
:35B:ISIN HK0000081387
/XS/063687782
WAR ALLIED PROPERTIES (CALL) 130616
:69A::TRDP//20110607/20110816
:98B::PAYD//ONGO
:16S:SECMOVE
:16R:CASHMOVE
:22H::CRDB//DEBT
:97A::CASH//99999
:98B::PAYD//ONGO
:16S:CASHMOVE
:16S:CAOPTN
:16R:CAOPTN
:13A::CAON//005
:22F::CAOP//SLLE
:22F::OSTA//INTV
:17B::DFLT//N
:98C::MKDT//20110816190000
:98C::RDDT//20110816093000
:16R:SECMOVE
:22H::CRDB//DEBT
:35B:ISIN HK0000081387
/XS/063687782
WAR ALLIED PROPERTIES (CALL) 130616
:69A::TRDP//20110607/20110816
:98B::PAYD//ONGO
:16S:SECMOVE
:16R:CASHMOVE
:22H::CRDB//CRED
:97A::CASH//99999
:98B::PAYD//ONGO
:16S:CASHMOVE
:16S:CAOPTN
:16R:ADDINFO
:70E::BAIN//ALLIED PROPERTIES
:70E::PACO//ATTENTION: SECURITIES
ADM/CORPORATE ACTIONS/REORG
:70E::PACO//FOR INQUIRIES PLEASE CONTACT
YOUR REGULAR CUSTOMER SUPPORT
TEAM
:16S:ADDINFO

MT564 - Income Pre-Advice Report (IPAR)

The MT564 IPAR will be significantly enhanced to include many new fields to better align the content with related Corporate Action Notification. If relevant to the event type reported, the following fields will be added:

Field	Description/Content
-------	---------------------

Sequence A - General Information

:22F::CAEV/DRIP	Dividend Reinvestment and Dividend Option;
:22F::CAEV/DVOP	Linked Message - 564, 568

Note: For Report Scheduling in CreationOnline, where the user subscribed to receive all events, DVOP and DRIP will automatically be included. Where the user receives individual events for IPAR, it will now be possible to add DVOP and DRIP to the list of events included in the IPAR reports.

Subsequence A1 - Linkages

:13A::LINK	Linked Message - 564, 568
------------	---------------------------

Subsequence B1 - Financial Instrument Attributes

:12B::OPST	Option Style - Code words: AMER - American Style EURO - European Style
------------	--

Sequence D - Corporate Actions Details

:98A::TSDT	Traded Suspended Date
:92A::RDIS	Reinvestment Discount rate
:90a::MINP	Minimum Price
:90a::MAXP	Maximum Price
:36B::MIEX	Minimum Exercisable Quantity
:36B::MILT	Minimum Multiple Exercisable Quantity
:36B::NEWD	New Denomination Quantity
:13B::COUP	Coupon Number
:22F::CEFI	Certification Format Indicator
:22F::DITY	Distribution Type Indicator
:22F::ADDB//CNTR	Additional Business Process - Code word: CNTR - Cancel Underlying Trades Due to the corporate action, all underlying trades will be cancelled by the system.
:22F::DIVI	Dividend Type indicator - Code words: FINL - Final INTE - Interim REGR - Regular Dividend REIN - Reinvestment of a Fund Cash Distribution

Field	Description/Content
-------	---------------------

Sequence E - Corporate Action Options

:22F::CETI	Certification Type Indicator - Code words: NDOM - Country of Non-domicile PAPW - Beneficial owner paperwork
:22F::OSTA//INTV	Option Status - Code word: INTV - Inactive
:94C::NDOM	Country of Non-Domicile
:11A::OPTN	Currency Option
:69a::SUSP	Suspension Period
:69a::PWAL	Period of Action
:70E::INCO	Information Conditions

Subsequence E1 - Securities Movements

:22F::NELP	Non Eligible Proceeds Indicator
:22F::DISF	Disposition of Fractions
:90B::INDC	Indicative Price
:90E::MRKT	Market Price
:92a::NEWO	New to Old Rate
:92A::ADEX	Additional for Existing Securities

Subsequence E1a - Financial Instrument Attributes (now reported in the IPAR)

:22F::MICO	Method of Interest Computation
:98A::MATU	Maturity Date
:36B::MINO	Minimum Nominal Quantity (Minimum Nominal Value)

Subsequence E2 - Cash Movements

:19B::TAXR	Withholding Tax Amount
:92F::CHAR	Charges/Fees
:92J::GRSS	Gross Dividend Rate
:92A::INTP	Interest Rate Used for Payment (used for coupon payments)
:92A::RATE	Applicable Rate (used for redemptions, partial redemptions, drawings and partial drawings)
:92F::NETT	Net Dividend Rate
:90a::OFFR	Generic Cash Price Received per Product
:90E::OFFR//UKWN	Cash Price Received is still unknown
:90a::EXER	Exercise Price
:90a::PRPP	Generic Cash Price Paid per Product

Example of a MT564 Income Pre Advice Report (IPAR) with redemption in shares

Examples of some changes are shown in red

```
:16R:GENL
:20C::CORP//0000000091371863
:20C::SEME//4157E8
:23G:NEWM
:22F::CAEV//REDM
:22F::CAMV//MAND
:98C::PREP//20111103160321
:25D::PROC//ENTL
:16R:LINK
:13A::LINK//564
:20C::PREV//0000000075830620
:16S:LINK
:16S:GENL
:16R:USECU
:35B:ISIN XS0160673264
/XS/016067326
GBP 4,750 WAL-MART STORES INC.(EXCH
) 03-2013
:16R:FIA
:98A::MATU//20110817
:16S:FIA
:16R:ACCTINFO
:97A::SAFE//12345
:94F::SAFE//CUST/ABCDAA2XAAA
:93B::ELIG//FAMT/95000,
:93B::SETT//FAMT/95000,
:16S:ACCTINFO
:16S:USECU
:16R:CADETL
:98A::ANOU//20110809
:98A::IFIX//20110816
:90E::MAXP//UKWN
:90E::MINP//UKWN
:22F::ADDB//CNTR
:22F::ADDB//CAPA
:16S:CADETL
:16R:CAOPTN
:13A::CAON//001
:22F::CAOP//CASH
:22F::OPTF//CAOS
:22F::OSTA//INTV
:11A::OPTN//GBP
:17B::DFLT//N
:16R:SECMOVE
:22H::CRDB//DEBT
:35B:ISIN XS0160673264
/XS/016067326
GBP 4,750 WAL-MART STORES INC.(EXCH
) 03-2013
:36B::ENTL//FAMT/95000,
:98A::PAYD//20110817
:16S:SECMOVE
:16R:CASHMOVE
:22H::CRDB//CRED
:97A::CASH//12345
:98A::PAYD//20110817
:98A::VALU//20110817
:98B::EARL//UKWN
:90B::EXER//ACTU/USD105,23
:90A::OFFR//PRCT/100,
:16S:CASHMOVE
:16S:CAOPTN
:16R:CAOPTN
:13A::CAON//002
:22F::CAOP//SECU
:22F::OPTF//CAOS
:17B::DFLT//Y
:16R:SECMOVE
:22H::CRDB//CRED
```

Release Information

:35B:ISIN US05566GAA76
/XS/016125334
USD 5,125 BNP PARIBAS LLC (144A) 0
3-2015
:16R:FIA
:22F::MICO//A001
:98A::MATU//20150115
:36B::MINO//FAMT/10000,
:16S:FIA
:22F::DISF//CINL
:92D::NEWO//120,/498155000,
:98A::PAYD//20110817
:16S:SECMOVE
:16R:SECMOVE
:22H::CRDB//DEBT
:35B:ISIN XS0160673264
/XS/016067326
GBP 4,750 WAL-MART STORES INC. (EXCH
) 03-2013
:36B::ENTL//FAMT/95000,
:98A::PAYD//20110817
:16S:SECMOVE
:16R:CASHMOVE
:22H::CRDB//DEBT
:97A::CASH//87464
:98A::PAYD//20110817
:98A::VALU//20110817
:98B::EARL//UKWN
:90B::EXER//ACTU/USD105,23
:16S:CASHMOVE
:16S:CAOPTN

Field	Description/Content
-------	---------------------

MT565 - Corporate Action Instruction

Sequence A - General Information: New Event type coverage

:22F::CAEV//DTCH Dutch Auction

MT566 - Corporate Action Confirmation

Sequence A - General Information: New Event type coverage

:22F::CAEV//DTCH Dutch Auction

Sequence C - Corporate Action Details

:98a::XDTE Ex Dividend Date - added to event types BONU, DRIP, DVSE, DVOP, OTHR, RHDI, SOFF, SPLR

Subsequence D2 - Cash Movements

New Qualifier:

:92a::INCE Cash Incentive Rate

The following qualifiers and respective code words will be moved from sequence D to subsequence D2:

:92a::RATE Applicable rate
 :92a::SOFE Solicitation Fee Rate
 :90a::EXER Exercise/Conversion/Strike Price
 :90a::PRPP Cash Price Paid per Product
 :90a::OFFR Cash Price Received per Product

The following qualifiers and respective code words will be added to subsequence D2:

:92a::GRSS Gross Dividend Rate
 :92a::INTP Payment Interest Rate
 :92a::TAXR Withholding Tax Rate

MT567 - Corporate Action Status and Processing Advice

Sequence A - General Information: New Event type coverage

:22F::CAEV//DTCH Dutch Auction

MT568 - Corporate Action Narrative

Sequence A - General Information: New Event type coverage

:22F::CAEV//DTCH Dutch Auction

Release Information

Securities Settlement and Reconciliation messages

SWIFT message formats will be enhanced or adapted as described in the following subsections.

MT544-547 Settlement confirmations

Field	Description/Content
-------	---------------------

Subsequence E1 - Settlement Parties

:98A::PROC	Processing Date/Time - Effective settlement date on which the transaction settled in the local market.
------------	--

Note: Field :98A::ESET will contain the date on which the transaction is settled in Clearstream. Therefore, the date reported in :98A::PROC will only be different when the confirmation from the local market for same-day settlement is received after the Clearstream close of business day.

Contact

www.clearstream.com

Published by

Clearstream Banking Luxembourg

Registered address

Clearstream Banking SA
42 Avenue JF Kennedy
L-1855 Luxembourg

Postal address

Clearstream Banking
L-2967 Luxembourg

8 November 2011

Document number: RL014
